

MONTHLY PROGRESS REPORT (October, 2022)

Punjab Municipal Development Fund

www.pcp.pmdfc.punjab.gov.pk

TABLE OF CONTENTS

1. Introduction	4
2. Summary of Activities /Achievements by Program Component	5
2.1. Highlights of Key Accomplishments	5
2.2. Funds Allocation and Utilization	6
3. Environment & Social Technical Mission - The World Bank	22
4. Upgradation of PMS, CTS transformed into GRM, & MCs' websites	23
5. Communication Activities	26
2. Issues and Challenges	29

ACRONYMS

APA	Annual Performance Assessment
ADP	Annual Development Program
CFMS	Computerized Financial Management System
CTS	Complaint Tracking System
DLI	Disbursement Linked Indicator
DLR	Disbursement Linked Results
EHS	Environment Health & Safety
ESFPs	Environment & Social Focal Persons
ESMF	Environment and Social Management Framework
ESSA	Environment & Social Systems Assessment
FABS	Financial Accounting & Budgeting System
FD	Finance Department
FY	Financial Year
GDP	Gross Domestic Product
GIS	Geographical Information System
GoPb	Government of Punjab
IDAMP	Integrated Development and Asset Management Plan
IPC	Interim Payment Certificate
IPF	Investment Project Financing
IS	Institutional Strengthening
LG & CDD	Local Government and Community Development Department
M&R	Maintenance & Rehabilitation
MACs	Minimum Access Conditions
MC	Municipal Corporation/Committee
MO (F)	Municipal Officer (Finance)
MO (I)	Municipal Officer (Infrastructure)
MO (P)	Municipal Officer (Planning)
MO (R)	Municipal Officer (Regulation)
NOC	No Objection Certificate
OSR	Own Source Revenue
O&M	Operations & Maintenance
P for R	Program for Results
PAD	Program Appraisal Document
PBG	Performance-Based Grants
PCP	Punjab Cities Program
PCRs	Polymerase Chain Reactions
PLGB	Punjab Local Government Board
PLGA	Punjab Local Government Act
PM	Performance Measure
PMDFC	Punjab Municipal Development Fund Company
PMS	Performance Management System
PPRA	Public Procurement Regulatory Authority
PURR	Punjab Urban Reform Roadmap
SLG	Secretary Local Government
SOPs	Standard Operating Procedures
TOR	Terms of Reference
ULGs	Urban Local Governments
VO	Variation Order
WB	World Bank

1. INTRODUCTION

Government of Punjab prepared “Punjab Cities Program” with the assistance of the World Bank (WB) by analyzing the economic activities in the main cities of Punjab. For exploiting the economic growth potential of the cities some policy reforms have been proposed in the Punjab Cities Program, which are in line with Vision 2025 & Punjab Growth Strategy.

To fulfill DLIs, a comprehensive framework is developed encompassing the process activities, roles & responsibilities of the stakeholders and documentation required as per the agreed Means of Verification. PMDFC is continuously monitoring construction activities through its field teams and supervision consultants. PMDFC teams are also providing requisite backstopping support to MCs staff in building the capacity of MCs to handle such kind of donor-funded projects. This report prepared by Institutional Strengthening section will provide a glimpse of efforts accomplished by PMDFC Team from time to time. Moreover, the team is also putting its best efforts to accomplish the specific requirements to fulfill DLIs for subsequent releases. The report encompasses activities majorly carried out during the month of October, 2022.

1.1 Program Development Objective

The development objective of the Program is to strengthen the performance of urban local governments participating in urban management and service delivery.

1.2 Program Cost

Table 1: Program Cost (1 USD = PKR 152.90)

Share	USD (Million)	PKR. (Million)
Foreign:	200.00	30,580.00
Local: GoPb /MCs co-financing	36.00	5,504.40
Total:	236.00	36,084.40

1.3 Key Features / PCP Components

The Program is using a hybrid of Investment Project Financing (IPF) and Program for Results (P for R) instrument.

- a) **Infrastructure Development (Window-1; Program for Result)** provides Performance-Based Grants (PBGs) to MCs (**total USD 108 M**) based on results achieved by the MCs against the Disbursement-Linked Indicators DLI 1; MACs - USD 45 M (25%) and DLI 2; PMs – USD 135 M (75%). MCs will contribute 20% of the funds released to them
- b) **Institutional Strengthening (Window-2; Investment Project Financing)** supports provincial government agencies (Finance Department, LG&CD Department, Local Government Board, and PMDFC and selected MCs with technical assistance and institutional strengthening. **(Total Cost; USD 20 Million)**

1.4 Program Cities

Table 2: 16 cities (Municipal Corporations/ Committees) included in the Program

North Punjab	Projected Population 2022	Centre Punjab	Projected Population 2022	South Punjab	Projected Population 2022
Daska	218,767	Gojra	194,393	Bahawalnagar	215,408
Hafizabad	306,194	Jarranwala	247,332	Burewala	316,035
Jhelum	278,538	Jhang	530,206	Khanewal	246,447
Kamoke	292,900	Kamalia	156,245	Kotaddu	198,621
Muridke	280,859	Okara	521,123	Vehari	191,785
Wazirabad	149,023				

2. SUMMARY OF ACTIVITIES /ACHIEVEMENTS BY PROGRAM COMPONENT

2.1. Highlights of Key Accomplishments

PCP team is striving to execute the program operations. Program team is continuously monitoring and overseeing the implementation of M&R projects and Provision of machinery & equipment for solid waste management being executed by 16 partner MCs.

Moreover, the team is also putting its best efforts to accomplish the specific requirements to fulfill DLIs. DLI – 1: MCs have achieved Minimum Access Conditions (*MACs*), DLI – 2: MCs have achieved Performance Measures (*PMs*) for subsequent releases.

Table 3: Update - DLIs Accomplishment

Activities	Status (Year Wise Release of Funds)
2018-19	<ul style="list-style-type: none"> USD 9.52 million released against reduced set of Minimum Access Conditions fulfilled duly assessed by World Bank
2019-20	<ul style="list-style-type: none"> USD 42.64 million released against DLIs complied with Disbursement Linked Results duly assessed by World Bank
2020-21	<ul style="list-style-type: none"> USD 53.933 Million released in result of DLIs complied with Disbursement Linked Results in 2020 – 21 assessed by independent Third Party Performance Audit Firm EY Ford Rhodes
2021-22	<p>In Progress:</p> <ul style="list-style-type: none"> USD 40.00 million targeted to be released by June 30, 2022. Nothing has been disbursed particularly due to non-deposit of 20% share by MCs as Minimum Access Condition to release Funds by World Bank. (FD has released 20% share to MCs and now all MCs have their due share in their accounts except MC Jaranwala)

2.2. Funds Allocation and Utilization

Components' Allocation

Table 4: Program Components & Allocation

Window #	Financing Modality	Amount (US \$ M)	Amount (%)
1	IDA Allocation for Performance Grants (PforR)	180.00	90
2	IDA Allocation for Institutional Strengthening (IPF)	20.00	10

Utilization Plan (1st July 2022 - 30th June, 2023)

Duration	IPF	PBGs (P4R) - MCs	Total
1st July, 2022 to 31st December 2022	200	1,500	1,700
1st January, 2023 to 30th June, 2023	300	4,000	4,300
Total	500	5,500	6,000
Grand Total	1,148.72	7,669	8,816.83

Actual Releases and Utilization (*upto Oct 31, 2022)

Financial Year	Window	Releases		Utilization	
		PKR	USD	PKR	USD
2019-20	IPF-PMDFC	185.11	1.20	17.47	0.11
	PBGs-MCs	1,442.41	9.52	-	-
	Sub-Total	1,627.53	10.72	17.47	0.11
2020-21	IPF-PMDFC	160.00	0.99	289.36	1.84
	PBGs-MCs	7,065.05	42.64	960.96	6.35
	Sub-Total	7,225.05	43.64	1,250.33	8.18
2021-22	IPF-PMDFC	651.49	3.65	341.85	2.03
	PBGs-MCs	8,504.96	53.93	1,116.56	7.01
	Sub-Total	9,156.45	57.59	1,458.42	9.04
2022-23 (till Oct 31, 2022)	IPF-PMDFC	-	-	35.43	0.19
	PBGs-MCs	-	-	512.37	3.09
	Sub-Total	-	-	547.80	3.28
Total (2019 to 2022- 23)	IPF-PMDFC	996.60	5.85	684.12	4.17
	PBGs-MCs	17,012.43	106.10	2,589.89	16.45
	Grand Total	18,009.03	111.95	3,274.01	20.62

*As per the Bank Statement for the period ending October 31, 2022.

Highlight of other key accomplishments is detailed as under:

Table 5: Progress Summary

Activities	Update (till October 31, 2022)																															
Update on Year-I schemes	Group	Description	No. of Contracts	No. of subprojects Completed	AA Cost Million PKR	Contract Cost Million PKR	Expenditure Incurred																									
	Rehabilitation Subprojects																															
	A	Rehabilitation works	16	16	1,207	1,103.98	1,104																									
	B	Repairs	12	11	146	124	94																									
	C	Supply items	16	16	136	129	125																									
	D	Rehabilitation works	6	2	241	194	72.5																									
	Sub-Total			50	45	1,728.76	1,583	1,395.8																								
	Other Expenses (Taxes, Advertisement, Bank Charges etc.)						48.3																									
	Grand Total						1,444																									
	Financial progress of Rehabilitation subprojects			91%																												
	Physical progress of Rehabilitation subprojects			97%																												
	<p align="center">Group wise Progress of PCP Rehabilitation Sub-Projects</p> <p>The bar chart displays the financial progress of PCP Rehabilitation Sub-Projects in PKR (Millions). The Y-axis ranges from 0 to 1,800. The X-axis categories are Overall Progress, Group-A, Group-B, Group-C, and Group-D. For each category, three bars represent Contract Cost (blue), Grand Total Expenses (yellow), and Expenditure (orange). A yellow box in the top right corner indicates Physical Progress: 97%.</p> <table border="1"> <thead> <tr> <th></th> <th>Overall Progress</th> <th>Group-A</th> <th>Group-B</th> <th>Group-C</th> <th>Group-D</th> </tr> </thead> <tbody> <tr> <td>Contract Cost</td> <td>1,583</td> <td>1,136</td> <td>124</td> <td>129</td> <td>194</td> </tr> <tr> <td>Grand Total Expenses</td> <td>1,444</td> <td>1,124</td> <td>104</td> <td>135</td> <td>81</td> </tr> <tr> <td>Expenditure</td> <td>1,396</td> <td>1,104</td> <td>94</td> <td>125</td> <td>72</td> </tr> </tbody> </table>									Overall Progress	Group-A	Group-B	Group-C	Group-D	Contract Cost	1,583	1,136	124	129	194	Grand Total Expenses	1,444	1,124	104	135	81	Expenditure	1,396	1,104	94	125	72
		Overall Progress	Group-A	Group-B	Group-C	Group-D																										
	Contract Cost	1,583	1,136	124	129	194																										
Grand Total Expenses	1,444	1,124	104	135	81																											
Expenditure	1,396	1,104	94	125	72																											
Contract Cost	1,583	1,136	124	129	194																											
Grand Total Expenses	1,444	1,124	104	135	81																											
Expenditure	1,396	1,104	94	125	72																											
Financial Progress	91%	99%	84%	105%	42%																											

Activities	Update (till October 31, 2022)																																						
	Detail attached at Annex - A																																						
Provision of Machinery & Equipment for SWM	<i>(Detail attached at Annex B)</i>																																						
	Group	Description	Total Sub-Project	Sub-Project Completed	AA Cost (Million PKR)	Contract Cost (Million PKR)	Expenditure Incurred (Million PKR)	Financial Progress %age																															
			Nos.		Million PKR																																		
	A	Procurement of Vehicle Chassis	16	0	1,103.36	1,103.36	965.92	88%																															
	B	Fabrication of Superstructure			1,280.29	1,280.29	97.74	8%																															
	C	Procurement of Wheel Excavator			286.88	286.88	74.12	26%																															
	D	HR Cost for Machinery Operators			526.78	526.78	-	0%																															
	E	Vehicle Tracking System			43.28	43.28	3.06	7%																															
	F	Other Machinery (liquid waste etc.)			114.53	114.53	11.80	10%																															
Grand Total		16	0	3,355.11	3,355.11	1,152.64	34%																																
Group Wise Progress of Solid Waste Management Machinery																																							
<table border="1"> <thead> <tr> <th>Category</th> <th>AA Cost</th> <th>Expenditures</th> <th>Financial Progress (%)</th> </tr> </thead> <tbody> <tr> <td>Overall Progress</td> <td>3,355.11</td> <td>1,152.64</td> <td>34%</td> </tr> <tr> <td>A-Procurement of Vehicle Chassis</td> <td>1,103.36</td> <td>965.92</td> <td>88%</td> </tr> <tr> <td>B-Fabrication of Superstructure</td> <td>1,280.29</td> <td>97.74</td> <td>8%</td> </tr> <tr> <td>C-Procurement of Wheel Excavator</td> <td>286.88</td> <td>74.12</td> <td>26%</td> </tr> <tr> <td>D-HR: Machinery Operators</td> <td>526.78</td> <td>-</td> <td>0%</td> </tr> <tr> <td>E-Vehicle Tracking System</td> <td>43.28</td> <td>3.06</td> <td>7%</td> </tr> <tr> <td>F-Other Machinery (Liquid Waste)</td> <td>114.53</td> <td>11.80</td> <td>10%</td> </tr> </tbody> </table>								Category	AA Cost	Expenditures	Financial Progress (%)	Overall Progress	3,355.11	1,152.64	34%	A-Procurement of Vehicle Chassis	1,103.36	965.92	88%	B-Fabrication of Superstructure	1,280.29	97.74	8%	C-Procurement of Wheel Excavator	286.88	74.12	26%	D-HR: Machinery Operators	526.78	-	0%	E-Vehicle Tracking System	43.28	3.06	7%	F-Other Machinery (Liquid Waste)	114.53	11.80	10%
Category	AA Cost	Expenditures	Financial Progress (%)																																				
Overall Progress	3,355.11	1,152.64	34%																																				
A-Procurement of Vehicle Chassis	1,103.36	965.92	88%																																				
B-Fabrication of Superstructure	1,280.29	97.74	8%																																				
C-Procurement of Wheel Excavator	286.88	74.12	26%																																				
D-HR: Machinery Operators	526.78	-	0%																																				
E-Vehicle Tracking System	43.28	3.06	7%																																				
F-Other Machinery (Liquid Waste)	114.53	11.80	10%																																				
<table border="1"> <thead> <tr> <th>Category</th> <th>AA Cost</th> <th>Expenditures</th> <th>Financial Progress (%)</th> </tr> </thead> <tbody> <tr> <td>Overall Progress</td> <td>3,355.11</td> <td>1,152.64</td> <td>34%</td> </tr> <tr> <td>A-Procurement of Vehicle Chassis</td> <td>1,103.36</td> <td>965.92</td> <td>88%</td> </tr> <tr> <td>B-Fabrication of Superstructure</td> <td>1,280.29</td> <td>97.74</td> <td>8%</td> </tr> <tr> <td>C-Procurement of Wheel Excavator</td> <td>286.88</td> <td>74.12</td> <td>26%</td> </tr> <tr> <td>D-HR: Machinery Operators</td> <td>526.78</td> <td>-</td> <td>0%</td> </tr> <tr> <td>E-Vehicle Tracking System</td> <td>43.28</td> <td>3.06</td> <td>7%</td> </tr> <tr> <td>F-Other Machinery (Liquid Waste)</td> <td>114.53</td> <td>11.80</td> <td>10%</td> </tr> </tbody> </table>								Category	AA Cost	Expenditures	Financial Progress (%)	Overall Progress	3,355.11	1,152.64	34%	A-Procurement of Vehicle Chassis	1,103.36	965.92	88%	B-Fabrication of Superstructure	1,280.29	97.74	8%	C-Procurement of Wheel Excavator	286.88	74.12	26%	D-HR: Machinery Operators	526.78	-	0%	E-Vehicle Tracking System	43.28	3.06	7%	F-Other Machinery (Liquid Waste)	114.53	11.80	10%
Category	AA Cost	Expenditures	Financial Progress (%)																																				
Overall Progress	3,355.11	1,152.64	34%																																				
A-Procurement of Vehicle Chassis	1,103.36	965.92	88%																																				
B-Fabrication of Superstructure	1,280.29	97.74	8%																																				
C-Procurement of Wheel Excavator	286.88	74.12	26%																																				
D-HR: Machinery Operators	526.78	-	0%																																				
E-Vehicle Tracking System	43.28	3.06	7%																																				
F-Other Machinery (Liquid Waste)	114.53	11.80	10%																																				
Status of progress is attached as Annex- B																																							

Activities	Update (till October 31, 2022)
Postings / Transfer of MCs' Key Staff	<ul style="list-style-type: none"> • LG&CD Department is maintaining key staff posting in all 16 MCs. • PMDFC is providing necessary support to LG&CD Department to make different staffing analysis for decision-making. • Summary to CM Punjab has been Approved on Oct 01, 2022. Notification is awaited from PLGB, LGCDD. It is under process and will be made in couple of days. <p style="text-align: right;">Detail Attached at Annex C</p>
Hiring of Managing Director (PMDFC)	<ul style="list-style-type: none"> • Mr. Syed Zahid Aziz, who was ranked top in competitive process of MD hiring accepted the offer on issuance of appointment letter and joining on Nov 11, 2022. Hiring is completed
PC-II for strengthening PFC Unit	<ul style="list-style-type: none"> • Designated Account has been opened • A detailed meeting with WB was held by FD in start of October where it was decided that FD with the assistance of PMDFC will prepare a concept note and shared with WB. Concept paper has been finalized and in approval process with FD. It will be shared with WB by Nov14, 2022 positively for review and input. <p style="text-align: right;">Detail Attached at Annex E</p>
Capacity Building of PLGB & LG&CDD	<ul style="list-style-type: none"> • Proposal for establishing three units has been included in the agenda of Program Steering Committee (PSC) for approval. PSC Meeting was held on 21 May, 2022 under the chairmanship of Secretary P&D Department. The chair decided that PC-I for LG&CDD, PLGB & FD be prepared on the basis of their requirement within the scope and got it approved from the competent forum. • In light of decisions made, draft PC-I was submitted to LG&CD Department, which has been cleared by Technical Scrutiny Committee of LG&CDD. • WB has also commented on draft PC-I after discussing with Sec. LG&CDD. PC-I finalized and submitted to P&DB on Oct 24, 2022 for approval of PDWP – Pre PDWP convened on Nov 01, 2022.
20 % share by 16 MCs (MAC)	<ul style="list-style-type: none"> • Secretary LG has discussed the matter with Secretary FD who assured the release of funds for current year. • FD has released 20% share to MCs and now all MCs have their due share in their accounts except MC Jaranwala, Muridke, Burewala and Kamoke. Case has been processed from DO (F) and sent to Administrator (DC) for approval. Cheques will be issued by Nov 15, 2022 tentatively. <p style="text-align: right;">Detail along with letter is attached at Annex D</p>

Consultancies under PCP – In Progress

Sr No.	Consultancy	Hiring	Agreement signed on	Team Mobilized	Progress till 31 Aug, 2022 (%)	Progress till 30 Sept, 2022 (%)	Progress till 30 Oct, 2022 (%)	Completion Date
1.	Engineering Firm For Detailed Design of Infrastructure Sub-Projects, Sectoral Planning & Resident Supervision in 16 Cities of Punjab	✓	Feb 28, 2022	Mar 15, 2022	25 %	30%	35%	28 Aug 2024
2.	Consultants for Detailed Design of Infrastructure Sub-Projects and Resident Supervision in 16 Cities of Punjab. (Parks Design, Parking Sheds, Roads etc.)	✓	Jan 28, 2022	Feb 13, 2022	35%	40%	45%	28 Mar 2023
3.	Consulting Services For Compatibility / Accessibility Check and Integration Of Local Govt. Financial Management System With Federal Govt. Financial System FAB/SAP Under PCP.*	✓	Mar 15, 2022	Mar 31, 2022	90%	97%	98%	30 Sept 2022
4.	Consulting Services for Up gradation of MC's Websites, Consulting Services for Up gradation of Performance Management System (PMS), Consulting Services for Up gradation of Complaint Tracking System (CTS) to Grievance	✓	Mar 29, 2022	April 12, 2022	85%	90%	95%	31 Oct 2022

Sr No.	Consultancy	Hiring	Agreement signed on	Team Mobilized	Progress till 31 Aug, 2022 (%)	Progress till 30 Sept, 2022 (%)	Progress till 30 Oct, 2022 (%)	Completion Date
	Redressal Mechanism							
5.	APA Firm for 2021-2022 for 16 MCs Audit. Conducting APA exercise.	✓	April 21, 2022	May 06, 2022	93	95%	95%	05 July 2022
6.	Economic Potential Assessment and Survey of 16 MCs	✓	Sept 21, 2022	Oct 06, 2022	-	Inception Report submitted – Field Work is in progress		
Progress update (Hiring in process)								
7.	Hiring of Consulting Services for Preparation of IDAMP For 16 MCs.	Hiring In Progress: Notification of intention to award issued on Nov 08, 2022.			90%	92%	95%	-

* The access on LGMIS is not being provided from PITB, which is causing delay in this activity. Department has requested PITB to give access as the server is on PITB.





Consultancy Services for Sectoral Planning, Detailed Design and Construction Supervision

Number of Groups of Consultancy Services	5 Nos				
Number of Municipal Committees (MCs) in each Group	Group-I, II, IV & V = 3 MCs Group-III = 4 MCs				
Municipal Committees (MCs) in each Group	MMP	NESPAK JV MMP JV ACE	MMP	Asian JV RHC	MMP
	Jhelum, Wazirabad & Daska	Hafizabad, Muridke & Kamoke	Jaranwala, Gojra, Jhang & Kamalia	Burewala, Vehari & Bahawalnagar	Okara, Khanewal & KotAddu
Time lines for each Group	For Sectoral Planning and Detailed Designs = 15 Months For Resident Supervision of all Projects = 18 months				
Salient Features of the Consultancy Services for each MC					
<ol style="list-style-type: none"> 1. Prioritization of the subprojects through stakeholders' consultative sessions 2. Preparation of the Sectoral Plans for below given services with planning horizon of year 2050'] 3. Preparation of Detailed Design of the projects in the determined priority 4. Preparation of the priority lists of the projects for year 2030, 2040 and 2050 5. Resident supervision of execution of the projects 					
Services included in the Consultancy	<ul style="list-style-type: none"> • Water supply systems • Sewerage, Storm water drainage & Waste Water Treatment Plants • Urban roads and Street Lights • Parks and green spaces • Solid waste management & Sanitary landfills 				
Deliverables	Inception reports, Sectoral Plans, Feasibility Reports, PC-Is, Detailed drawings, Cost estimates, Specifications, Bidding Documents, Bid evaluation reports and Construction Supervision Reports				

Status of Priority List from MCs

#	Consultant Name	MC Name	Priority list submitted to PMDFC on	Consultation session planned on	Consultation session held on	Priority for sub projects					
						1st	2nd	3rd	4th	5th	6th
1	MMP	Jhelum	18.5.2022	16.04.2022	16.04.2022	Sewerage	Water supply	Roads	Street Lights	Parks	-
2		Wazirabad	19.04.2022	14.04.2022	14.04.2022	Sewerage	Water Supply	Roads	Street Lights	Parks	General Bus stand
3		Daska	19.05.2022	19.04.2022	19.04.2022	Storm water drainage	Street Lights	Roads	Sewerage	Parks	Water supply
4	NESPAK	Hafizabad	12.05.2022	31.03.2022	31.03.2022	Sewerage	Roads	Water supply	Street Light	Parks	-
5		Kamoke	19.04.2022	15.04.2022	15.04.2022	Water Supply	Street Lights	Sewerage	Roads	Parks	SWM
6		Muridke	16.05.2022	21.04.2022	21.04.2022	Roads & Streets	Sewerage	Water Supply	GBS	Parks	Street Light
7	MMP	Jaranwala	13.04.2022	25.04.2022	10.05.202	Sewerage	Water Supply	Roads	Street Lights	Parks	Chowks
8		Kamalia	20.05.2022	07.04.2022	07.04.2022	Sewerage	Parks	Water supply	Filtration plants	Roads	-
9		Gojra	15.03.2022	16.04.2022	16.04.2022	Water Supply	Sewerage	Roads	Parks	Street Lights	SWM & Office Build
10		Jhang	12.04.2022	21.04.2022	21.04.2022	Sewerage	Roads	Parks	Street Lights	Chowk	Water Supply
11	Asian Consultant Engineers	Bahawalnagar	06.04.2022	16.04.2022	16.04.2022	Water Supply	Sewerage	SWM	General Bus Stand	Roads	Parks
12		Burewala	15.03.2022	02.06.2022	17.06.2022	Roads	Chowks	water supply	Sewerage	-	-
13		Vehari	17.04.2022	01.06.2022	10.06.2022	Sewerage	Water supply	Filtration Plants	Roads	Parks	-
14	MMP	Khanewal	30.03.2022	19.04.2022	19.04.2022	Sewerage	Water supply	Roads	Chowks	Street lights	Parks
15		Kot Addu	17.04.2022 Unsigned	No date yet	17.05.2022	Sewerage in western city	GBS	Model Bazar	Street Lights	Roads	Tuff pavers
16		Okara	11.08.2021	26.04.2022	26.04.2022	Sewerage	Roads	Parks	Chowks	Street lights	-

Status of PC-Is under Punjab Cities Program (PCP)

#	MC Name	Detail of Sub Projects					PC-Is are under preparations	PC-Is completed and ready for submission to competent Authority	PC-Is submitted to competent Authority & Waiting for Approvals	PCIs Approved
1	Jhelum	Water supply	Roads	Street Lights	Vehicle Parking Shed	-	400	466	104	44
2	Wazirabad	Water Supply	Roads	Street Lights	Vehicle Parking Shed	-	870	-	396	-
3	Daska	Roads & Storm water drainage	Street Lights	Roads (Concrete paver in streets)	Vehicle Parking Shed	-	-	1776	-	208
4	Hafizabad	Sewerage	Roads	Vehicle Parking Shed	-	-	3000	408	-	35
5	Kamoke	Water Supply	Vehicle Parking Shed	Roads	-	-	244	-	533	53
6	Muridke	Rehabilitation of service Road & storm drainage	Water Supply	Vehicle Parking Shed	Roads	-	700	795	-	288
7	Jaranwala	Sewerage	Water Supply	Roads	Vehicle Parking Shed	-	2800	-	555	-
8	Kamalia	Sewerage	Water supply	Vehicle Parking Shed	Chowks	GBS	1800	-	-	272
9	Gojra	Water Supply	Roads	Vehicle Parking Shed	Parks	-	600	785	62	-
10	Jhang	Sewerage	Vehicle Parking Shed	-	-	-	2000	93	-	-
11	Bahawalnagar	Water Supply	Roads	Vehicle Parking Shed	-	-	-	1856	-	15
12	Burewala	Roads	Vehicle Parking Shed	-	-	-	-	1574	30	-
13	Vehari	Water supply	Roads	Vehicle Parking Shed	-	-	1000	-	606	28
14	Khanewal	Sewerage	Water supply	Roads	Street lights	Vehicle Parking Shed	1680	52	-	304
15	Kot Addu	Sewerage in western city	Roads	Vehicle Parking Shed	-	-	1000	365	44	-
16	Okara	Sewerage	Roads (Concrete paver in streets)	Vehicle Parking Shed	Roads	-	3250	-	-	705
Total (Rs. Million)						19,344	7,684	2,330	1950	
Grand Total (Rs. Million)						31,308				
 PC-Is are under preparations		 PC-Is Completed & ready for submissions		 PC-Is submitted & waiting for approval from competent authorities		 Approved PCIs				
<p>*All PCIs submitted to the Government by September 30,2022 **All PCIs to be executed by March 2024</p>										

Detailed Design – All Projects (2022-23) Phase-II

Sector	No. of Projects	Cost	Utilization	Design	Cost Estimation	PC-I			TS	Bidding	Utilization	Commencement	Completion	Remarks
						Preparation	Submission	Approval						
Rehabilitation works	50	1,750	1,348	100%	100%	100%	100%	100%	100%	100%	93%	2020	Dec 2022	-
Machinery & Equipment for SWM	16	3,300	822	100%	100%	100%	100%	100%	100%	100%	25%	2021	Dec 2022	-
Parking sheds for SWM Machinery	16	1,091	-	80%	80%	70%	50%	-	-	-	-	2022	Sept 2023	-
Parks & Green Spaces	12	1,200	-	10%	-	-	-	-	-	-	-	2022	Dec 2023	
General Bus Stand & Chowks	02	222	-	100%	70%	60%	-	-	-	-	-	2022	Dec 2023	
Street lights	04	399	-	100%	100%	100%	-	-	-	-	-	2022	June 2023	WB is of view only SL be provided where roads will be constructed
Roads, Street Lights & Drainage system	15	9,128	-	70%	70%	60%	40%	25%	12%	-	-	2022	June 2024	
Water supply	10	5,145	-	40%	40%	30%	8%	-	-	-	-	2022	June 2024	
Total		22,235											2024	
Sewerage	7	14,650	-	15%	10%	-	-	-	-	-	-	2022	-	After complete design date will be confirmed
Total		36,885	2,170										2024	

PC-1's Status of 16 MCs

Sr No	MC Name	Sub-Project	Consultant	Date of Submission	Cost	Competent Forum	E & SM Remarks
A: PC-1's Approved from Competent Forum							
1	Bahawalnagar	SWM Parking Area	JERS	9-Sep-22	15.00	DDC	-
2	Hafizabad	SWM Parking Area	JERS	9-Sep-22	36.21	DDC	-
3	Daska	SWM Parking Area	JERS	25-Aug-22	37.00	DDC	-
4	Jhelum	SWM Parking Area	JERS	12-Sep-22	44.70	DDC	-
5	Kamalia	SWM Parking Area	JERS	27-Jul-22	42.54	DDC	-
6	Khanewal	Water Supply	MMP	14-Sep-22	49.48	DDC	As per Delegation of Powers for Environmental Approvals Rules 2017, it comes under E1 Category of scheme for which Initial Environment Examination will be required and further approval from the relevant Commissioner. Process for development of IEE is in process
7	Kamoke	SWM Parking Area	JERS	12-Sep-22	53.00	DDWP	-
8	Muridke	SWM Parking Area	JERS	14-Jul-22	53.64	DDWP	-
9	Daska	Tuff Pavers	MMP	9-Sep-22	65.00	DDWP	-
10	Daska	Street Lights	MMP	9-Sep-22	94.67	DDWP	-
11	Kamalia	Chowks	JERS	22-Jul-22	110.40	DDWP	-
12	Kamalia	Bus Stand	JERS	25-Jul-22	112.54	DDWP	-
13	Okara	SWM Parking Area	JERS	8-Sep-22	81.51	DDWP	ARAP needs to be developed

Sr No	MC Name	Sub-Project	Consultant	Date of Submission	Cost	Competent Forum	E & SM Remarks
14	Muridke	Roads	JERS	13-Jul-22	232.61	DDSC	ARAP needs to be developed
15	Khanewal	Roads	JERS	14-Jul-22	255.08	DDSC	
16	Okara	Tuff Pavers	MMP	5-Jun-22	286.97	DDSC	
17	Okara	Roads	JERS	19-Jun-22	363.19	DDSC	
B: PC-1's with Competent Forum for Approval							
Sr No	MC Name	Sub-Project	Consultant	Date of Submission to Competent Forum	Cost	Competent Forum	-
1	Jaranwala	SWM Parking Area	JERS	-	27.00	DDC	-
2	Vehari	SWM Parking Area	JERS	9-Sep-22	29.05	DDC	-
3	Kot-Addu	SWM Parking Area	JERS	27-Jul-22	44.09	DDC	-
4	Gojra	SWM Parking Area	JERS	9-Sep-22	63.25	DDWP	-
5	Wazirabad	SWM Parking Area	JERS	12-Sep-22	101.00	DDWP	-
6	Jhelum	Street Lights	MMP	12-Sep-22	120.40	DDWP	-
7	Wazirabad	Roads	JERS	13-Sep-22	295.00	DDSC	-
8	Jaranwala	Roads	JERS	24-Jun-22	528.88	PDWP	ARAP needs to be developed
9	Kamoke	Roads	JERS	11-Sep-22	532.55	PDWP	ARAP needs to be developed

Sr No	MC Name	Sub-Project	Consultant	Date of Submission	Cost	Competent Forum	E & SM Remarks
10	Vehari	Roads	JERS	9-Sep-22	606.79	PDWP	ARAP needs to be developed
C: PC-1's with MC after vetting from PMDFC							
Sr No	MC Name	Sub-Project	Consultant	Forward to MC on	Cost	Competent Forum	E & SM Remarks
1	Burewala	SWM Parking Area	JERS	27/10/22	30.93	DDC	
2	Kamalia	Tuff Pavers	MMP	26-Oct-22	45.00	DDC	ESMP in Progress
3	Jhang	SWM Parking Area	JERS	27/10/22	93.91	DDWP	
3	Kot-Addu	Tuff Pavers	JERS	22-Sep-22	133.55	DDSC	-
4	Kamalia	Rehab Parks	MMP	26-Oct-22	187.49	DDSC	Environment and social assessment survey is incomplete and pending at MMP, Comments conveyed to consultant
5	Hafizabad	Roads	JERS	25-Sep-22	408.00	PDWP	-
6	Jhelum	Roads	JERS	22-Sep-22	466.53	PDWP	-
7	Gojra	Roads	JERS	22-Sep-22	544.93	PDWP	-
8	Bahawalnagar	Roads	JERS	23-Sep-22	1,001.32	PDWP	IEE needs to be developed and further approval from the Commissioner. ARAP will also be developed and further approval from WB.
9	Daska	Roads & Strom Drainage	JERS/MMP	9-Sep-22	1,776.00	PDWP	Environment instrument pending at consultants' side
10	Hafizabad	Sewerage	NESPAK	7-Sep-22	3,005.00	PDWP	-

Sr No	MC Name	Sub-Project	Consultant	Date of Submission	Cost	Competent Forum	E & SM Remarks
D: PC-1's with PMDFC for Vetting							
Sr No	MC Name	Sub-Project	Consultant	PMDFC Sending it to MC for onwards Submission to Competent Forum	Cost	Competent Forum	E & SM Remarks
2	Khanewal	SWM Parking Area	JERS	27/10/22	49.98	DDC	
4	Muridke	Improvement of Service Roads western	NESPAK	-	395.00	DDSC	ARAP needs to be developed and pending at part of NESPAK
5	Muridke	Improvement of Service Roads Eastern	NESPAK	-	399.00	DDSC	ARAP needs to be developed and pending at part of NESPAK
6	Jhelum	Water Supply	MMP	30-Sep-22	648.00	PDWP	Environment and social assessment survey is pending at MMP
7	Wazirabad	Water Supply	MMP	29-Sep-22	800.00	PDWP	Land acquisition needs to be acquired for 4 tube wells which will have to develop RAP and acquired through proper documentation and procedures .Voluntary Land Donation is not allowed in PCP as per WB safeguards procedures and policies
E: PC-1's with Consultant after PMDFC Observations							
Sr No	MC Name	Sub-Project	Consultant	Consultant Compliance Date	Cost	Competent Forum	

Sr No	MC Name	Sub-Project	Consultant	Date of Submission	Cost	Competent Forum	E & SM Remarks
1	Kamoke	Water Supply	NESPAK	30-Sep-22	244.00	DDSC	Land acquisition needs to be acquired for 4 tube wells which will have to develop RAP and acquired through proper documentation and procedures. Voluntary Land Donation is not allowed in PCP as per WB safeguards procedures and policies
2	Bahawalnagar	Water Supply	Asian	29-Sep-22	631.30	PDWP	Draft EIA has been submitted to PMDFC and process will be completed after NOC from EPA
3	Kamalia	New Parks	MMP		241.00	DDSC	Delayed due to ownership issues
4	Vehari	Water Supply	Asian	30-Sep-22	1,531.00	PDWP	Land acquisition needs to be acquired for 4 tube wells which will have to develop RAP and acquired through proper documentation and procedures. Voluntary Land Donation is not allowed in PCP as per WB safeguards procedures and policies
5	Burewala	Roads	Asian	29-Sep-22	1,574.00	PDWP	ARAP needs to be developed and will be submitted by the consultant on 6th Oct 2022.

Sector Planning, Design and Resident Supervision of Infrastructure Subprojects

Package	Consultants	Cities	TF	TM	IM with MC	Rec Survey	PL by MC	PC on PL	DC	Design Status including Drawings					Cost Estimates					PCIs submitted to PMDF/CMC				PCIs submitted to Govt.				PCIs Approved by Govt.				Technical Saction					Bidding					Execution					Sectoral Planning										
										Rds	WS	SE W	St Light	SD	Rds	WS	SEW	St Light	SD	Rds	WS	SE W	St Light	SD	Rds	WS	SE W	St Light	SD	Rds	WS	SEW	St Light	SD	Rds	WS	SEW	St Light	SD	Rds	WS	SEW	St Light	SD	Rds	WS		SEW	St Light	SD							
I	M/s MM Pakistan Pvt. Ltd	Jhelum	✓	✓	✓	✓	✓	✓	✓	✓	*	✓	*	✓	X	✓	*	✓	X	✓	N/A	X	X	X	✓	X	X	X	X	✓	X	X	X	X	X	X	X	X	X	X	X	X	X	X	X	X	X	X	X	X	X	X	X	X	X	X	*
		Wazirabad	✓	✓	✓	✓	✓	✓	✓	X	✓	*	N/A	N/A	X	✓	X	X	N/A	N/A	X	✓	X	X	X	X	X	X	X	X	X	X	X	X	X	X	X	X	X	X	X	X	X	X	X	X	X	X	X	X	X	*					
		Daska	✓	✓	✓	✓	✓	✓	✓	*	*	N/A	✓	✓	*	*	N/A	✓	✓	X	X	X	✓	✓	X	X	X	✓	✓	X	X	X	X	X	X	X	X	X	X	X	X	X	X	X	X	X	X	X	X	X	*						
II	M/s National Engineering Services Pakistan Pvt Ltd JV with MM Pakistan Pvt. Ltd and Associated Consulting Engineers ACE Limited.	Hafizabad	✓	✓	✓	✓	✓	✓	*	*	✓	N/A	N/A	*	*	✓	N/A	N/A	X	X	X	X	X	X	X	X	X	X	X	X	X	X	X	X	X	X	X	X	X	X	X	X	X	X	X	X	X	X	X	*							
		Kamoke	✓	✓	✓	✓	✓	✓	✓	✓	N/A	N/A	N/A	✓	✓	N/A	N/A	N/A	X	✓	X	X	X	X	X	X	X	X	X	X	X	X	X	X	X	X	X	X	X	X	X	X	X	X	X	X	X	X	X	*							
		Muridke	✓	✓	✓	✓	✓	✓	✓	✓	N/A	N/A	✓	✓	✓	N/A	N/A	✓	X	X	X	X	X	X	X	X	X	X	X	X	X	X	X	X	X	X	X	X	X	X	X	X	X	X	X	X	X	X	X	*							
III	M/s MM Pakistan Pvt. Ltd	Jaranwala	✓	✓	✓	✓	✓	✓	✓	*	N/A	N/A	✓	✓	*	N/A	*	X	X	X	X	X	X	X	X	X	X	X	X	X	X	X	X	X	X	X	X	X	X	X	X	X	X	X	X	X	X	X	*								
		Gojra	✓	✓	✓	✓	✓	✓	X	*	N/A	N/A	X	*	X	N/A	N/A	X	X	X	X	X	X	X	X	X	X	X	X	X	X	X	X	X	X	X	X	X	X	X	X	X	X	*													
		Kamalia	✓	✓	✓	✓	✓	✓	✓	*	N/A	N/A	✓	*	*	N/A	N/A	✓	X	X	X	X	X	X	X	X	X	X	X	X	X	X	X	X	X	X	X	X	X	X	X	X	X	X	X	X	X	X	*								
		Jhang	✓	✓	✓	✓	✓	✓	X	N/A	*	N/A	N/A	X	N/A	X	N/A	X	N/A	N/A	X	X	X	X	X	X	X	X	X	X	X	X	X	X	X	X	X	X	X	X	X	X	X	X	X	X	X	X	X	X	*						
IV	M/s Asian Consulting Engineers (Pvt) Ltd, JV with M/s Rehman Habib Consultants (Pvt) Ltd.	Bahawalnagar	✓	✓	✓	✓	✓	✓	*	✓	X	N/A	N/A	X	✓	X	N/A	N/A	X	✓	X	X	X	X	X	X	X	X	X	X	X	X	X	X	X	X	X	X	X	X	X	X	X	X	X	X	X	X	X	*							
		Burewala	✓	✓	✓	✓	✓	✓	✓	*	N/A	N/A	N/A	✓	*	N/A	N/A	N/A	✓	X	X	X	X	X	X	X	X	X	X	X	X	X	X	X	X	X	X	X	X	X	X	X	X	X	X	X	X	X	X	*							
		Vehari	✓	✓	✓	✓	✓	✓	*	✓	X	N/A	N/A	X	✓	X	N/A	N/A	X	✓	X	X	X	X	X	X	X	X	X	X	X	X	X	X	X	X	X	X	X	X	X	X	X	X	X	X	X	X	X	*							
V	M/s MM Pakistan Pvt Ltd JV with M/s Associates in Development (Pvt.) Ltd.	Okara	✓	✓	✓	✓	✓	✓	✓	N/A	✓	N/A	N/A	✓	N/A	✓	N/A	✓	N/A	N/A	✓	X	X	X	✓	X	X	X	✓	X	X	X	X	✓	X	X	X	X	X	✓	X	X	X	X	X	X	X	X	X	X	X	X	X	X	X	*	
		Khanewal	✓	✓	✓	✓	✓	✓	✓	✓	*	N/A	N/A	✓	✓	*	N/A	N/A	✓	✓	X	X	X	✓	✓	X	X	X	✓	X	X	X	X	✓	X	X	X	X	✓	X	X	X	X	X	X	X	X	X	X	*							
		Kot Addu	✓	✓	✓	✓	✓	✓	✓	X	N/A	X	N/A	X	X	N/A	X	N/A	X	X	X	X	X	X	X	X	X	X	X	X	X	X	X	X	X	X	X	X	X	X	X	X	X	X	X	X	X	X	X	*							

Activity Completed – ✓

Activity in Progress - *

Activity to be started - X

- TF - Team Formation IM - Initial Meeting PC - Public Consultation DC - Design Criteria
- TM - Team Mobilization Rec S - Reconnaissance Survey PL - Priority List SD - Storm Drain

14	Burewala	Mobilized	Chowks	N/A	N/A	N/A	N/A	N/A	N/A	N/A	N/A	N/A	N/A	N/A	N/A	N/A	N/A	N/A	
			Parks	✓	✓	N/A	✓	N/A	N/A	*	X	X	X	X	X	X	X	X	X
			Parking Area(SWM)	✓	✓	N/A	✓	✓	X	N/A	✓	✓	✓	✓	✓	*	X	X	X
15	Bahawalnagar	Mobilized	Roads	✓	✓	✓	✓	N/A	N/A	✓	✓	✓	✓	✓	✓	*	X	X	
			Chowks	✓	✓	✓	✓	N/A	N/A	✓	✓	✓	✓	✓	✓	*	X	X	
			Parks	✓	✓	N/A	✓	N/A	N/A	*	X	X	X	X	X	X	X	X	
			Parking Area(SWM)	✓	✓	N/A	✓	✓	✓	N/A	✓	✓	✓	✓	✓	✓	✓	*	*
16	Kotaddu	Mobilized	Concrete Paver	✓	✓	N/A	✓	N/A	N/A	✓	✓	✓	✓	✓	✓	✓	*	X	
			Chowks	X	X	X	X	N/A	N/A	X	X	X	X	X	X	X	X	X	
			Parks	N/A	N/A	N/A	N/A	N/A	N/A	N/A	N/A	N/A	N/A	N/A	N/A	N/A	N/A	N/A	
			Parking Area(SWM)	✓	✓		✓	✓	✓	✓	✓	✓	✓	✓	✓	✓	*	X	

Activity Completed - ✓

Activity in Progress - *

Activity to be started - X

3. ENVIRONMENT & SOCIAL TECHNICAL MISSION - THE WORLD BANK

The World Bank Environment & Social Technical Mission including Ms. Nida, Mr. Azhar, Mr. Imran Ul Haq and Mr. Aman visited the PMDFC to discuss E&S Management issues.

A workshop on Environment and Social Management Framework under Punjab Cities Program (PCP) was organized by ESM Team on 11th & 12th October 2022 at RAMADA Hotel, Gulberg, Lahore. World Bank ESM Technical Mission, Consulting Firms working on various infrastructure projects under PCP and MC Staff from 16 PCP Cities attended the workshop. Participants appreciated the learning opportunity and to ensure the implementation of environment-friendly projects in line with the Environment and Social Management Framework (ESMF). Mr. Muhammad Iftikhar Rasool, MD-PMDFC/PD-PCP inaugurated the workshop by sharing the progress of various PCP initiatives while Ms. Rizwana Anjum, SPO ESM and Ms. Tehmina, PO ESM were the resource persons for training.

In continuation, the World Bank Environment & Social Technical team met with PCP team on 14th Oct 2022 at PMDFC Office and discussed E&SM issues. Mr. Muhammad Iftikhar Rasool, MD PMDFC/PD PCP, Mr. Shoaib Iftikhar, GM ID/SPO IS, Mr. Nauman Akhter, SPO FM, Mr. Aamir Mehmood, PO GIS, and Mr. Murtaza, PO-ID attended the meeting.

Meeting with World Bank Environment& Social Management Team



Workshop on Environment and Social Management Framework



4. UPGRADATION OF PMS, CTS TRANSFORMED INTO GRM, & MCS' WEBSITES

Objectives of Consultancy Services

- Up-grade the existing Performance Management System (PMS) to include additional municipal service indicators for improved performance by MCs;
- Upgrade the existing complaint Tracking System (CTS) into Grievance Redress Mechanism (GRM) by developing database for citizens' complaints to operate systematically, and complaints registration and redress for enhancing the efficiency of MCs
- Upgrade the existing MC's websites to make them more interactive and dynamic to enable better information dissemination amongst stakeholders.
- Integrate the GRM system with MCs websites to disseminate information amongst stakeholders and encourage citizens' engagement to improve the efficiency of MCs towards improved service delivery

Training workshops on upgradation of PMS, MC website, and transformation of CTS into GRM application were arranged on August 16th, 17th and 18th, 2022 at Gujranwala, Faisalabad and Khanewal region respectively. Officials from all 16 MCs attended the trainings.

Tentative Timelines for Deployment of Upgraded Systems

Sr.#	Deliverables	Status	Timelines
1	Inception report	Submitted	-
2	Gap Analysis Report	The report submitted by the firm needs improvement. Meeting is scheduled to discuss the issues	Finalized report will be submitted by the firm on November 17, 2022
3	System Requirement Specifications (SRS) document	Submitted	-
4	Report on completion of consultation with MC's leadership and concerned staff	The report needs improvement. Meeting is scheduled to discuss the issues	Finalized report will be submitted by the firm on November 17, 2022
CTS transformed into GRM			
1	Establish & pilot GRM for effective grievance management and tracking covering all uptake channels of grievance registration (call, toll free number, self-answering machine, walk-in complaint, drop box,	development of CTS dashboard has been developed. Login & Password for the users are being created. Bugs/ errors are being removed	The system will be fully functional by end November 2022
2	Develop an android application for citizens having complaints or grievances to use through their cell phones; generation of SMS alert text to the officers/ officials; and a unique ID number for the complainant stating nature & mode of complaint (urgent/most urgent, escalation/ super escalation) and time required for its resolution	Android application Baldia Shikayaat has been developed and uploaded on Google Play Store for downloading for the citizen and use	Awareness Campaign regarding citizen engagement will be launched by end November 2022

Sr.#	Deliverables	Status	Timelines
3	Strategy for integration of GRM into existing CTS, including development of dashboard/ system/ application using advanced technology	Integration of GRM into existing CTS is under process	The system will be fully functional by end November 2022
4	Develop GRM dashboard including designing and piloting for MCs and LG&CDD	GRM dashboard has been developed, however working on the reports to be generated by the system is under process	The system will be fully functional by end November 2022
Dynamic MC's Websites			
1	Dynamic websites	16 MCs Website are live. Training has been provided to IT Officers for updation of website	Websites are live and functional
2	Integration of MC's website with GRM and PMS	Development is under process while integration with PMS & GRM is in process	Integration will be completed by End November 2022
3	Trainings on the upgraded systems	Trainings on the upgraded systems has been imparted to 16 MCs staff (Chief Officer, MO(I&S), MO (P), Complaint Cell Incharge) at regional level	Training of PMDFC staff will be conducted by November 30, 2022 Launch event will be conducted by first week of December 2022
Performance Management System (PMS)			
1	Performance Management System (PMS) dashboard	Development is under process, Stakeholders consultation completed	System will be deployed by end November, 2022
2	Proposal to formulate Service Improvement Plans based on PMS and CTS information for subsequent inclusion in MCs' ADPs	Service improvement plan with performance indicators were shared with the firm to incorporate in the dashboard	System will be deployed by end November, 2022
3	SOPs for data collection, reporting & analysis	Development is under process	SOPs will be shared by the firm by Mid December 2022
4	Submission of final completion report and deliverables, (user manuals, programming codes etc.)		December 31, 2022

Geographic Information System-Support to Consultants under Infrastructure Development Initiatives;

▪ Visits

- Visited MC Muridke on detail survey of plantation of SWM Parking Area and developed GIS based plan
- Visited MC Jaranwala to resolve the observation on Roads PC-I in Pre-PDWP and prepared detailed presentation

▪ **Meetings**

- Pre-PDWP meeting of Digitization of WATSAN infrastructure mapping of Punjab at P&D
- Consultative meeting on Digitization of WATSAN infrastructure mapping of Punjab at Urban Unit
- Meeting with MMP Consultant on Sectoral Boundary, Sector Plan of SWM and Gap Analysis reports on 04-10-22 at PMDFC committee room chaired by PO – GIS
- Meeting with NESPAK Consultant on Gap Analysis reports with updated maps on 06-10-22 at PMDFC
- Meeting with Asian Consultant on Sectoral Boundary and updated maps on 21-10-22 at PMDFC
- Meeting with NESPAK Consultant on Sectoral Boundary and updated maps on 31-10-22 at PMDFC

▪ **Reports Review/Comments**

- Sectoral Boundary with access routes and roads of Package – IV cities
- Sectoral Plan of SWM of Package – V
- Sectoral Plan of Roads and Street Lights of Package – III cities


Pictorial View of visit & meeting – GIS Support



Session conducted with Consultants - Forum for the Advancement of Monitoring & Evaluation (FAME) for Economic Potential Assessment and Survey of 16 MCs;

PCP IS team held a meeting held on Nov 02, 2022 with FAME Consultants. The purpose of meeting was to discuss the observations/ recommendations from the Muridke Visit of FAME consultants and develop a mutual understanding and consensus on the approach for the execution of this exercise on a larger scale during the later stages of the project.


Meeting with FAME Consultants – Nov 02, 2022



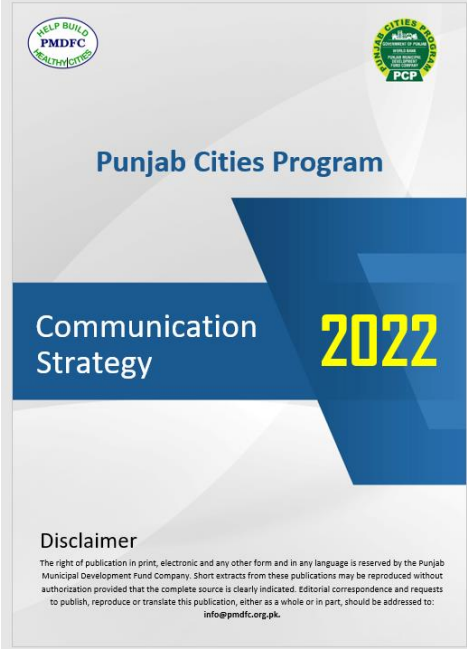
5. COMMUNICATION ACTIVITIES

Punjab Cities Program is the flagship program of Punjab Municipal Fund Development Company. To project the milestones achieved by PCP team, communication section is playing a major role. During the month of October 2022, following activities were completed successfully.

Table: 07 Communication Activities

Sr.	Activity	Brief Details
1	Preparation of Writing Pad	
2	Newsletter Published & Disseminate d	<p>Newsletter for July-Sep 2022.</p> <p>Newsletter for July - Sept 2022 has been Published & Disseminated.</p> 

Sr.	Activity	Brief Details	
3	<p>Use Of social media for projection activities</p>	<p>Social Media Accounts are also being operated in addition for projection of program achievements</p> <p>PMDFC Website: www.pmdfc.Punjab.gov.pk</p> <p>Facebook: www.facebook.com/pmdfc</p> <p>Twitter: www.twitter.com/PMDFC_Official</p> <p>Instagram: www.instagram.com/pmdfc1</p> 	
4	<p>Provided Communication Support for Trainings of 16 partner cities and other activities</p>	<p>Conference on Environment and Social Framework Punjab Cities Program</p> <p><i>11th & 12th Oct &, 2022 at Ramada Hotel, Lahore.</i></p> <ul style="list-style-type: none"> • Pictures • Social media • Banners • Standee's design • Video Shoots 	

Sr.	Activity	Brief Details	
5	Preparation Of PCP Communication Strategy.	<p>The Communication Strategy of PCP has been put together.</p> <p>The Objective of PCP Communication Strategy is to brand Punjab Cities Program using suitable channels including Electronic, Print and Digital media platforms. Following Contents are the Center of Attention in the Communication Strategy Of Punjab Cities Program:</p> <ul style="list-style-type: none"> • Target Audience. • Line of Communication. • Using the Electronic & Print Media for Sharing the Message. • Using Digital & social media. • Publications & Printing Material. • Outdoor Advertising Campaigns. • Engaging the Communities. 	 <p>Punjab Cities Program</p> <p>Communication Strategy 2022</p> <p>Disclaimer <small>The right of publication in print, electronic and any other form and in any language is reserved by the Punjab Municipal Development Fund Company. Short extracts from these publications may be reproduced without authorization provided that the complete source is clearly indicated. Editorial correspondence and requests to publish, reproduce or translate this publication, either as a whole or in part, should be addressed to: info@pmdfc.org.pk.</small></p>
6	Upcoming Activities.	<p>Upcoming Activities of PCP</p> <ul style="list-style-type: none"> • Video Documentary of PCP • Brochure PCP • PCP training Calendar for Year 2022-23 	

2. ISSUES AND CHALLENGES

Following are the major issues and challenges being faced in achieving the desired outcomes;

Table: 08 Issues & Challenges under PCP

Sr. #	Issues and Challenges	Description	Actions made/ required
1.	Frequent Posting Transfer of 16 MCs Core Staff	Partially Resolved Summary to CM Punjab has been Approved on Oct 01, 2022. Notification is awaited from PLGB, LGCDD. It is under process and will be made in couple of days	Department has taken all necessary steps to stop transfer of main staff in 16 PCP partner MCs/Units and due to change of system. Detail is placed at Annex C
2.	Rapidly changing set up of Local Governments	Due to changes in Local Government system, progress remained slow on the procurement of works and goods under PCP Projects.	Matter should be resolved by earliest possible.
3.	20 % share by MCs loan covenant	<ul style="list-style-type: none"> Secretary LG has discussed the matter with Secretary FD who assured the release of funds by end of May. 4 Program MCs have confirmed to contribute towards this year's 20% counterpart share. Whereas 11 MCs have requested the GoPb for 20 % contribution due to poor financial health to meet MAC of disbursement of PBGs for the year 2021-22. KotAddu has not to deposit 20% this year due to ineligibility last year. List attached at Annex D 	FD has released 20% share to MCs and now all MCs have their due share in their accounts except MC Jaranwala, Muridke, Burewala and Kamoke. Case has been processed from DO (F) and sent to Administrator (DC) for approval. Cheques will be issued by Nov 15, 2022 tentatively. (Detail along with letter is attached at Annex D)
4.	Hiring of Managing Director (PMDFC)	Mr. Syed Zahid Aziz, who was ranked top in competitive process of MD hiring accepted the offer on issuance of appointment letter and joining on 11-11-22. Hiring is completed	Hiring is completed -
5.	Progress on PC – Is for Infrastructure subprojects - PCP	PC-Is are being submitted on regular basis to concerned authorities for approval. Pending at DDWP (07 s-projects), DDSC (02 s-projects) and PDWP (02 s-projects). Early meetings are required to be held up to go for the next phase of activities (bidding and execution).	-

Table 10: Progress of Schemes (till 31 Oct, 2022)

Annex A

Group-A & D (Rehabilitation works)				Group-B (Repair Works)				Group-C (Supply Items)					
Sr. No	Zone	Name of MC	Approved PC-1 Cost (Million PKR)	Group	Contractor Name	Contract Cost (Million PKR)	Date of Commencement	Original Completion Date	Physical progress (%)	Expenditure (Million PKR)	Total Exp (Million PKR)	Financial progress (%)	Status/Remarks
1		Khanewal	114.36	A	Mohammad Asif	87.53	09-May-20	08-Jan-21	100%	80.19	104.09	92%	Completed
				B	Abdul Hameed Ghori and Co.	7.41	05-Jun-20	04-Feb-21	100%	6.31		85%	Completed
				C	M.s Traders	13.21	09-May-20	08-Jan-21	100%	12.11		92%	Completed
				D	B.K. Sons Construction Company	6.05	24-Dec-20	24-May-21	100%	5.47		90%	Completed
2		Vehari	108.25	A	Naveed Construction Co.	91.62	29-Apr-20	05-Jan-21	100%	87.39	97.12	95%	Completed
				B	Faiz e Aam Construction	5.83	22-Apr-20	24-Dec-20	100%	5.83		100%	Completed
				C	Sadaqat Builders	4.22	22-Apr-20	24-Dec-20	100%	3.90		92%	Completed
3		Bahwalnagar	113.37	A	Saddaqat Builders	85.05	13-May-20	18-Jan-21	100%	85.05	112.05	100%	Completed
				B	Tahir Mehmood	17.68	01-Dec-20	31-Mar-21	100%	15.77		89%	Completed
				C	Superior Builders	5.87	14-May-20	13-Oct-20	100%	5.77		98%	Completed
				D	Syed Brothers	5.27	20-May-21	20-Aug-21	100%	5.46		104%	Completed
4		Burewala	104.61	A	Ch. Majeed Tahir	85.49	27-Apr-20	26-Dec-20	100%	82.30	91.17	96%	Completed
				C	M.S.Traders	8.87	27-Aug-20	26-Dec-20	100%	8.87		100%	Completed

Sr. No	Zone	Name of MC	Approved PC-1 Cost (Million PKR)	Group	Contractor Name	Contract Cost (Million PKR)	Date of Commencement	Original Completion Date	Physical progress (%)	Expenditure (Million PKR)	Total Exp (Million PKR)	Financial progress (%)	Status/Remarks
5		Kot Addu	265.90	A	Abdul Majeed Khan	35.75	08-Sep-20	07-Mar-21	100%	35.75	61.50	100%	Completed
				B	Muhammad Athar	15.62	04-Sep-20	03-Mar-21	100%	15.62		100%	Completed
				C	Javaid & Co.	10.13	15-May-20	14-Nov-21	100%	10.13		100%	Completed
6		Jhang	196.78	A	Roheela Traders	43.90	06-Jul-20	06-Jan-21	100%	43.90	64.59	100%	Completed
				B	Rush Construction	38.33	12-Oct-21	27-Oct-22	75%	11.96		31%	Original contract was terminated. Now, work is being done on risk & cost contract but the contractor has stopped the work due to non-payment. IPC is pending on behalf of administrator
				C	Javaid and Company	8.73	28-Apr-20	27-Oct-20	100%	8.73		100%	Completed
				D	IFB	88.93	-	-	0%			0%	PC-1 under revision. MC has finalised new estimate based on latest MRS now waiting for AA approval on behalf of administrator
7		Gojra	79.30	A	Hanif Anjam	60.55	02-Jun-20	01.02.2021	100%	60.55	72.94	100%	Completed
				B	Liaqat Construction	4.24	21-May-20	21.11.2020	100%	4.24		100%	Completed
				C	Hanif Anjam	8.15	02-Jun-20	01.12.2020	100%	8.15		100%	Completed
8	Central Punjab	Okara	139.283	A	Itthad JV Mehboob Builders	45.64	15-May-20	06.11.2020	100%	43.82	90.38	96%	Completed
				B	Itthad JV Mehboob Builders	20.91	15-May-20	06.11.2020	100%	20.91		100%	Completed

Sr. No	Zone	Name of MC	Approved PC-1 Cost (Million PKR)	Group	Contractor Name	Contract Cost (Million PKR)	Date of Commencement	Original Completion Date	Physical progress (%)	Expenditure (Million PKR)	Total Exp (Million PKR)	Financial progress (%)	Status/Remarks
9				C	Ittehad Brothers	21.34	03-Nov-20	26.03.2021	100%	19.20		90%	Completed
				D	M/s Sajjad & Co.	31.15	03-Jun-21	31.12.2021	98%	6.45		21%	work will be completed in the following week
		Jaranwala	108.27	A	Roheela Traders	83.37	11-May-20	12.01.2021	100%	79.69	93.21	96%	Rectification works are not completed yet. Contractor said to cut the payment of rectification and issue him the completion certificate
				B	M.M Tariq Builder	2.94	03-Nov-20	04.01.2021	100%	2.94		100%	Completed
				C	Suleman Engineering	10.58	21-May-20	21.09.2020	100%	10.58		100%	Completed
10		Kamalia	136.06	A	Muhammad Iqbal Javaid & Co.	68.01	17-Jun-20	16.02.2021	100%	68.01	133.55	100%	Completed
				B	M/s Bilal Engineering Company	2.98	25-Jan-21	24.03.2021	100%	2.98		100%	Completed
				C	Javed & Company	7.46	29-Apr-20	11.10.2020	100%	7.46		100%	Completed
				D	M/s Adnan Con	62.15	08-Dec-21	21.12-2022	98%	55.10		89%	Work is slow due to level difference at one location. Last 02 IPCs are pending from the Contractors' end
11		Jhelum	49.77	A	Hashim Ali Safdar	46.34	04-Jun-20	03.01.2021	100%	42.36	45.71	91%	Completed
				C	Hashim Ali Safdar	3.35	09-Jul-20	31.10.2020	100%	3.35		100%	Completed
12	North Punjab	Wazirabad	104.28	A	United Construction Company	91.66	11-May-20	31.12.2020	100%	88.86	94.07	97%	Completed
				C	M/s Qamar U Din & Sons	5.21	19-Nov-20	25.03.2021	100%	5.21		100%	Completed

Sr. No	Zone	Name of MC	Approved PC-1 Cost (Million PKR)	Group	Contractor Name	Contract Cost (Million PKR)	Date of Commencement	Original Completion Date	Physical progress (%)	Expenditure (Million PKR)	Total Exp (Million PKR)	Financial progress (%)	Status/Remarks
13		Kamoke	108.54	A	Imran Sharif	100.09	15-May-20	15.01.2020	100%	97.86	106.27	98%	Completed
				C	Imran Sharif	8.62	28-Aug-20	28.11.2020	100%	8.41		98%	Completed
14		Muridke	94.36	A	Choudhary Enterprises	85.23	13-Aug-20	12.04.2021	100%	82.15	91.05	96%	Completed
				B	Roheela Traders	5.65	10-Aug-20	09.02.2021	100%	5.55		98%	Completed
				C	Best Corporation	3.35	10-Aug-20	18.02.2021	100%	3.35		100%	Completed
15		Hafizabad	75.36	A	Ch. Amjad Ali	58.41	09-Sep-20	08.05.2021	100%	56.22	64.01	96%	Completed
				B	Mian Waqas Engineers	0.39	29-Sep-20	28.20.2021	100%	-		0%	Contractor is of claimed payment.
				C	M.S. Traders	7.95	15-Sep-20	15.03.2021	100%	7.79		98%	Completed
16		Daska	130.61	A	Nazeer Ahmad & Brother's	70.66	24-Sep-20	23.05.2021	100%	69.88	74.08	99%	Completed
				B	Nazeer Ahmad & Brother's	2.06	11-Sep-20	05.12.2020	100%	2.02		98%	Completed
				C	Mehboob Builders	2.18	16-Jun-20	15.08.2020	100%	2.18		100%	Completed
Total			1,929.11			1,586.10			97%	1,395.79	1,395.79	88%	

Table 11: PROGRESS OF SOLID WASTE MANAGEMENT SYSTEM (till Oct 31, 2022)

Group-A (Vehicle Chassis)		Group-B (Superstructure on Vehicle Chassis)		Group-C (Procurement of Excavator)		Group-D (HR for Machinery Operators)		Group-E (Vehicle Tracking System)		Group-F Other Machinery i.e. Liquid Waste, Sewer Jettors & flushers		
Sr. No	Zone	Name of MC	Approved PC-1 Cost (Million PKR)	Group wise PC-1 Cost (Million PKR)	AA Approval Date	Group	Manufacturer/ Contractor	Contract cost (Million PKR)	Date of Commencement	Expenditure (Million PKR)	*Financial Progress (%)	Completion Status/ Action required
1	North Punjab	Jehlum	169.09	41.65	02-Feb-22	A	M/S Hino, Suzuki & Millat Tractor	41.65	09-May-20	32.47	78%	Order of Hino trucks and tractor placed. Project submitted for revised AA.
				69.34		B	Through IFB	69.34	05-Jun-20	-	0%	Super Structure will be re-advertised after obtaining revised A.A & revised TS.
				38.68		C	Through IFB	38.68	09-May-20	-	0%	Project will be re-advertised after obtaining revised A.A & revised TS.
				17.64		D	Through IFB	17.64		-	0%	Project will be re-advertised after obtaining revised A.A & revised TS.
				1.78		E	Through IFB	1.78	24-Dec-20	-	0%	Project will be re-advertised after obtaining revised A.A & revised TS.
2	North Punjab	Wazirabad	174.34	56.17	12-Aug-21	A	M/S Hino, Suzuki & Millat Tractor	56.17	09-May-20	60.26	107%	Completed. TS in revision
				57.25		B	Bilal Engineering	57.25	05-Jun-20	7.14	12%	Fabrication of superstructure is in-progress
				57.24		D	Through IFB	57.24		-	0%	Applications received till 25.10.2022.
				3.69		E	Through IFB	3.69	24-Dec-20	-	0%	Work awarded to TPL tracker & work in progress.
3	North Punjab	Kamoke	297.02	95.45	27-Dec-21	A	M/S Hino, Suzuki & Millat Tractor	95.45	09-May-20	93.00	97%	Procurement of vehicle chassis Completed. All received except 02 No. tractors.
				109.82		B	Bilal Engineering	109.82	05-Jun-20	12.33	11%	Fabrication of superstructure is in-progress

Sr. No	Zone	Name of MC	Approved PC-1 Cost (Million PKR)	Group wise PC-1 Cost (Million PKR)	AA Approval Date	Group	Manufacturer/ Contractor	Contract cost (Million PKR)	Date of Commencement	Expenditure (Million PKR)	*Financial Progress (%)	Completion Status/ Action required
				21.62		C	Through IFB	21.62	09-May-20	-	0%	Excavator to be received till 15-Dec-22.
				64.38		D	Through IFB	64.38		-	0%	Applications received till 24-Oct-2022. Further in progress
				5.75		E	Through IFB	5.75	24-Dec-20	3.06	53%	Vehicle tracking system has been installed on 29/42 vehicles and verification of system is in progress.
4		Muridke	250.02	79.91	12-Aug-21	A	M/S Hino, Suzuki & Millat Tractor	79.91	09-May-20	75.98	95%	Chassis have been ordered. All chassis received except tractors.
				92.36		B	Bilal Engineering	92.36	05-Jun-20	-	0%	Work order issued and fabrication of superstructure in-progress
				38.63		C	Through IFB	38.63	09-May-20	38.62	100%	Completed
				36.36		D	Through IFB	36.36		-	0%	Applications security in progress.
				2.76		E	Through IFB	2.76	24-Dec-20	-	0%	Financial evaluation to be signed till 05-11-2022
5	North Punjab	Hafizabad	277.06	90.77	18-Apr-22	A	M/S Hino, Suzuki & Millat Tractor	90.77	09-May-20	85.56	94%	Completed. Tractors & handcarts are yet to be procured
				81.68		B	Through IFB	81.68	05-Jun-20	-	0%	Financial bid opened but work not awarded, due to excessive rates. Will be re-advertised.
				38.68		C	Through IFB	38.68	09-May-20	-	0%	Financial evaluation in progress.
				36.86		D	Through IFB	36.86		-	0%	Application received & scrutiny is pending with MC.
				2.01		E	Through IFB	2.01	24-Dec-20	-	0%	Financial bid opened on 24-09-2022 & evaluation in progress.
				27.05		F	M/s Hino	27.05	09-May-20	11.80	44%	Chassis purchased and work awarded to BECO for superstructure.

Sr. No	Zone	Name of MC	Approved PC-1 Cost (Million PKR)	Group wise PC-1 Cost (Million PKR)	AA Approval Date	Group	Manufacturer/ Contractor	Contract cost (Million PKR)	Date of Commencement	Expenditure (Million PKR)	*Financial Progress (%)	Completion Status/ Action required
6		Daska	166.63	56.70	10-Nov-21	A	M/S Hino, Suzuki & Millat Tractor	56.70	09-May-20	56.70	100%	Truck chassis, Pickup & tractors have been procured. Only bikes to be ordered. 02 Nos. bids received for hand carts.
				88.47		B	Through IFB	88.47	05-Jun-20	-	0%	Super-structure in process for re-advertisement. Financial bid of Excavator to opened on 27.10.2022 & project will be re-advertised due to excessive rates.
				19.62		D	Through IFB	19.62		-	0%	No progress
				1.84		E	Through IFB	1.84	24-Dec-20	-	0%	Advertisement sent to DGPR.
7	Central Punjab	Gojra	201.07	51.32	03-Jun-21	A	M/S Hino, Suzuki & Millat Tractor	51.32	09-May-20	-	0%	Financial bid Opened work will be awarded soon
				85.97		B	Through IFB	85.97	05-Jun-20	-	0%	Financial bid Opened work will be awarded soon
				23.40		D	Through IFB	23.40		-	0%	No Progress
				1.84		E	Through IFB	1.84	24-Dec-20	-	0%	Tender for VTS opened on 27/10/2022. technical evaluation is under process
				38.53		F	Through IFB	38.53		-	0%	Two firms participated in the process tendering for purchase of LWM and aerial platform. Work order to MERAJ pvt. Ltd awarded
8		Kamalia	185.40	43.23	03-Jun-21	A	M/S Hino, Suzuki & Millat Tractor	43.23		43.10	100%	Vehicle Chassis Completed. Tractors & motor bikes are pending
				36.73		B	Through IFB	36.73		-	0%	Work order awarded to Collibrative heavy industries, in progress.
				33.23		C	Through IFB	33.23		-	0%	Advertisement placed in news paper

Sr. No	Zone	Name of MC	Approved PC-1 Cost (Million PKR)	Group wise PC-1 Cost (Million PKR)	AA Approval Date	Group	Manufacturer/ Contractor	Contract cost (Million PKR)	Date of Commencement	Expenditure (Million PKR)	*Financial Progress (%)	Completion Status/ Action required
9	Central Punjab	Jaranwala	228.45	21.42	18-Apr-21	D	Through IFB	21.42		-	0%	Advertisement placed in news paper
				1.84		E	Through IFB	1.84		-	0%	MC will go towards retendering due to single bidder
				48.95		F	Through IFB	48.95		-	0%	Work order awarded to Collaborative heavy industries, in progress
		82.84	18-Apr-21	A	M/S Hino, Suzuki & Millat Tractor	82.84	09-May-20	83.94	101%	100% Chassis Procured.		
		70.64		B	Through IFB	70.64	05-Jun-20	-	0%	MC will go towards re-tendering due to over rates given by bidder		
		38.68		C	Through IFB	38.68	09-May-20	-	0%	Readvertisement has been placed in news paper		
33.66	D	Through IFB		33.66		-	0%	Readvertisement has been placed in news paper				
2.63	E	Through IFB	2.63	24-Dec-20	-	0%	Readvertisement has been placed in news paper					
10	Central Punjab	Jhang	374.02	168.20	18-Apr-21	A	M/S Hino, Suzuki & Millat Tractor	168.20	09-May-20	126.63	75%	17 Vehicles have been received from Hino. But payment to Suzuki and Millat are pending due to AA from the administrator.
				98.25		B	Through IFB	98.25	05-Jun-20	-	0%	Advertisement has been placed in the News Paper
				38.68		C	Through IFB	38.68	09-May-20	-	0%	Advertisement has been placed in the News Paper
				63.83		D	Through IFB	63.83		-	0%	Advertisement has been placed in the News Paper
				5.07		E	Through IFB	5.07	24-Dec-20	-	0%	Advertisement has been placed in the News Paper
11		Okara	280.36	111.17	15-Jul-21	A	M/S Hino, Suzuki & Millat Tractor	111.17	09-May-20	106.96	96%	Completed.

Sr. No	Zone	Name of MC	Approved PC-1 Cost (Million PKR)	Group wise PC-1 Cost (Million PKR)	AA Approval Date	Group	Manufacturer/ Contractor	Contract cost (Million PKR)	Date of Commencement	Expenditure (Million PKR)	*Financial Progress (%)	Completion Status/ Action required
				94.80		B	Kissan Engineering	94.80	05-Jun-20	52.97	56%	Fabrication of Superstructure completed. Only hand carts yet to be delivered.
				38.68		C	Through IFB	38.68	09-May-20	35.50	92%	Completed.
				32.16		D	Through IFB	32.16		-	0%	Advertisement has been placed in news paper. Interviews are in progress.
				3.55		E	Through IFB	3.55	24-Dec-20	-	0%	Completed
12	South Punjab	Khanewal	146.75	38.07	24-Mar-22	A	M/S Hino, Suzuki & Millat Tractor	38.07	09-May-20	35.08	92%	All Chassis have been purchased & delivered to MC Khanewal. (Completed)
				86.91		B	Through IFB	86.91	05-Jun-20	25.30	29%	Work order has been issued to Kissan Dost Industries. Samples have been made for approval.
				20.34		D	Through IFB	20.34		-	0%	Advertisement has been prepared for hiring of HR
				1.43		E	Through IFB	1.43	24-Dec-20	-	0%	Only one firm TPL Trackers participated for vehicle tracking system. Work Order is under process with MC. Financial bid opened on 01-10-2022.
13		Vehari	148.79	59.28	25-Jan-22	A	M/S Hino, Suzuki & Millat Tractor	59.28	09-May-20	54.12	91%	5 truck chassis delivered to MC Vehari by ISUZU on 19-09-2022 Payment to Suzuki Motors issued by MC Vehari Payment to Al ghazi

Sr. No	Zone	Name of MC	Approved PC-1 Cost (Million PKR)	Group wise PC-1 Cost (Million PKR)	AA Approval Date	Group	Manufacturer/ Contractor	Contract cost (Million PKR)	Date of Commencement	Expenditure (Million PKR)	*Financial Progress (%)	Completion Status/ Action required
14	Burewala	137.64	14-Jan-21	59.92	B	Bilal Engineering	59.92	05-Jun-20	-	0%	Tractors issued by MC Vehari 1- Installation of superstructure is in progress by Suleman Engineering Co for Hydraulic rickshaws, truck mounted barbage compactor, Mini Tippers, Dump truck and water bowser. 2- Letter of intent has been issued to KISAN Dost Zarrai Industries for Garbage container, hand cart waste tipping trolley, hand carts conventional and arm roll container.	
				27.79	D	Through IFB	27.79	-	0%	Hiring process of drivers and helpers has been completed by MC Vehari		
				1.80	E	Through IFB	1.80	24-Dec-20	-	0%	Agreement has been signed with TPL Trackers by MC Vehari.	
				29.21	A	M/S Hino & Suzuki Tippers	29.21	09-May-20	24.40	84%	Payment to Hino issued by MC. PO issued to Suzuki for Pick-ups.	
				83.17	B	Sumico Technology	83.17	05-Jun-20	-	0%	Work Order issued to Sumico Technology Lahore. 100 Hand carts delivered to MC Burewala	

Sr. No	Zone	Name of MC	Approved PC-1 Cost (Million PKR)	Group wise PC-1 Cost (Million PKR)	AA Approval Date	Group	Manufacturer/ Contractor	Contract cost (Million PKR)	Date of Commencement	Expenditure (Million PKR)	*Financial Progress (%)	Completion Status/ Action required
15	South Punjab	Bahawalnagar	137.33	24.19	29-Jun-21	D	Through IFB	24.19		-	0%	No Progress. Advertisement is yet to be placed in the paper
				1.06		E	Through IFB	1.06	24-Dec-20	-	0%	Technical bidding for vehicle tracking system held on 28-10-2022. TPL Trackers participated for this bidding
				39.67		A	M/S Hino, Suzuki & Millat Tractor	39.67	09-May-20	37.32	94%	02 No Tractors have been delivered to MC Bahawalnagar by Millat Tractors. 01 Suzuki Bolan and 08 Suzuki pickups have been delivered. Only Motorbike yet to be ordered
				65.80		B	Collibrative heavy industries	65.80	05-Jun-20	-	0%	Fabrication of superstructure works is in progress by Collibrative heavy industries. 01 Garbage compactor and 01 Truck mounted mechanical sweeper delivered to MC Bahawalnagar
				27.36		D	Through IFB	27.36		-	0%	Advertisement published for Mechanical engineer,drivers and helpers
				4.50		E	Through IFB	4.50	24-Dec-20	-	0%	Work Order issued to Collibrative heavy industries

Sr. No	Zone	Name of MC	Approved PC-1 Cost (Million PKR)	Group wise PC-1 Cost (Million PKR)	AA Approval Date	Group	Manufacturer/ Contractor	Contract cost (Million PKR)	Date of Commencement	Expenditure (Million PKR)	*Financial Progress (%)	Completion Status/ Action required
16		Kotaddu	143.37	61.50	31-Jan-21	A	M/S Hino, Suzuki & Millat Tractor	61.50	09-May-20	50.40	82%	Work Order issued to Collibrative heavy industries
				59.68		B	Bilal Engineering	59.68	05-Jun-20	-	0%	Superstructure work order has been issued to Bilal Engineering and fabrication of superstructure is in progress
				20.52		D	Through IFB	20.52		-	0%	Advertisement pending on part of MC
				1.67		E	Through IFB	1.67	24-Dec-20	-	0%	No Progress. No advertisement placed in the newspaper
Total			3,317.33	3,317.33			3,317.33		1,152.64	35%		

**IPCs in process are also considered while evaluating Financial Progress*

Table; 13 Summary - Posting/ Transfer Status of MC Officers in 16 PCP Cities (till 31 Oct, 2022)

Sr. No.	MC Officers	Changes Occurred			Total
		July 2019 to June 2021	July 2021 to Dec 2021	Jan 2022 to date	
1	Administrator	47	38	26	111
2	Chief Officer	48	13	17	78
2	Municipal Officer (Finance)	31	12	15	58
3	Municipal Officer (Infrastructure & Services)	42	19	21	82
4	Municipal Officer (Regulation)	59	10	21	90
5	Municipal Officer (Planning)	32	17	25	74
Grand Total		259	109	125	493

**Table; 14 Detail - Posting/ Transfer Status of MC Officers in 16 PCP Cities
(till 31 Oct, 2022)**

Sr. #	Municipal Committee	Administrator			Chief Officer			MO (F)			MO (I&S)			MO (R)			MO (P)			Total
		July 2019 to June 2021	July 2021 to Dec 2021	Jan 2022 to Date	July 2019 to June 2021	July 2021 to Dec 2021	Jan 2022 to Date	July 2019 to June 2021	July 2021 to Dec 2021	Jan 2022 to Date	July 2019 to June 2021	July 2021 to Dec 2021	Jan 2022 to Date	July 2019 to June 2021	July 2021 to Dec 2021	Jan 2022 to Date	July 2019 to June 2021	July 2021 to Dec 2021	Jan 2022 to Date	
1	Bahawalnagar	3	2	1	5	3	0	4	2	0	1	0	3	5	1	2	3	1	1	31
2	Burewala	2	6	2	3	0	0	2	1	2	4	2	1	3	0	1	5	1	2	27
3	Daska	1	3	1	1	1	1	3	0	0	3	1	2	4	2	2	0	0	2	22
4	Gojra	5	4	1	6	1	2	0	1	0	3	1	3	4	1	3	1	1	2	29
5	Hafizabad	1	2	0	3	0	1	1	0	1	1	1	1	5	0	1	0	1	1	17
6	Jaranwala	4	2	0	2	1	0	1	1	1	4	4	0	3	1	1	1	3	1	24
7	Jhang	7	4	3	6	1	5	3	0	0	3	1	3	6	2	1	4	1	4	40
8	Jhelum	1	3	2	1	2	1	4	2	1	3	1	2	4	1	1	3	2	1	29
9	Kamalia	3	0	1	5	0	1	1	1	3	5	1	1	3	0	2	0	1	1	25
10	Kamoke	2	1	2	3	2	0	0	1	1	1	0	0	4	1	2	2	1	2	20
11	Khanewal	2	1	1	2	0	0	0	1	1	2	0	0	2	0	1	1	0	1	11
12	Kot Addu	2	1	3	5	0	3	1	0	0	4	0	2	2	0	1	2	1	0	21
13	Muridke	1	3	1	1	1	1	3	0	1	1	2	0	3	0	1	2	1	2	19
14	Okara	6	2	4	2	1	0	5	1	2	4	1	1	3	0	0	4	1	2	27
15	Vehari	6	2	3	2	0	1	1	1	0	2	3	2	4	0	0	4	2	2	24
16	Wazirabad	1	2	1	1	0	1	2	0	2	1	1	0	4	1	2	0	0	1	16
Total		47	38	26	48	13	17	31	12	15	42	19	21	59	10	21	32	17	25	493

Posting/ Transfer Status of MC Officers in 16 PCP Cities (01 January, 2022 to 31 Oct, 2022)

District	Sr #	City	Status	Administrator	Chief Officer	MO (F)	MO (I&S)	MO (R)	MO (P)
Bahalnagar	1	Bhawalnagar	Municipal Committee	Abdul Jabbar Gujjar	Muhammad Shafique	Vacant	Muhammad Zafar	Muhammad Shafique, CO	Vacant
				(1st Change)			(3rd Change)		(2nd Change)
Vehari	2	Vehari	Municipal Committee	Khalid Mahmood	Ali Ahmed Sabir	Amjad Hussain	Badar Majeed	Vacant	Mian Ejaz Iqbal
				(3rd Change)	(1st Change)		(2nd Change)		(2nd Change)
Vehari	3	Burewala	Municipal Committee	Ms. Shiza Rehman	Vacant	Amjad Hussain	Vacant	Ghulam Jillani	Mian Ejaz Iqbal
				(2nd Change)			(2nd Change)		(2nd Change)
Sialkot	4	Daska	Municipal Committee	Muhammad Iqbal	Abdul Hayee	Muhammad Usman	Uzair Arshad	Fahad Butt	Ms. Maryam Siddiq
				(1st Change)	(1st Change)		(2nd Change)		(1st Change)
Toba Tek Singh	5	Gojra	Municipal Committee	Yasir Rizwan	Ishtiaq Ahmed Gondal	Muhammad Ameen	Shahrukh Tahir	Touseef-ur-Rehman	Muhammad Younas
				(1st Change)	(2nd Change)		(3rd Change)		(3rd Change)
Toba Tek Singh	6	Kamalia	Municipal Committee	Ghulam Mustafa	Tahir Farooq	Hafiz Masood Jillani	Umer Nawaz	Muhammad Zuhair	Muhammad Younas
				(1st Change)	(1st Change)	(3rd Change)	(1st Change)	(2nd Change)	(1st Change)
Hafizabad	7	Hafizabad	Municipal Committee	Umer Farooq	Shahid Farooq	Aqsa Rasheed	Muhammad Safdar	Muhammad Bilal, MOP	Muhammad Bilal
				(2nd Change)	(2nd Change)	(2nd Change)	(1st Change)	(1st Change)	(1st Change)
Faisalabad	8	Jaranwala	Municipal Committee	Ahmad Saeed Manj	Mian Ishfaq Ali	Zia-ul-Hassan	Saddam Hussain	Mian Ishfaq Ali, CO	Shireen Newton
				(1st Change)		(1st Change)		(1st Change)	(1st Change)
Jhang	9	Jhang	Municipal Committee	Muzammil Ilyas	Adil Shahzad Ranjha	Shakeel Ahmad	Muhammad Sagheer	Khalid Mahmood	Muhammad Aslam
				(3rd Change)	(5th Change)		(3rd Change)	(1st Change)	(4th Change)
Jhelum	10	Jhelum	Municipal Committee	Babar Sahibuddin	Sardar Aftab Ahmed	Muhammad Abid	Ahmed Ali	Tariq Javed	Muhammad Dawood
				(2nd Change)	(3rd Change)	(1st Change)	(3rd Change)	(1st Change)	(1st Change)
Gujranwala	11	Kamoke	Municipal Committee	Fazal Abbas	Ms. Sofia Ashiq	Ms. Asma Azeem	Asif Farzand	Mudasar Hassan Khan	Qamar-ul-Islam
				(2nd Change)	(1st Change)	(1st Change)		(1st Change)	(2nd Change)
Gujranwala	12	Wazirabad	Municipal Committee	Kashif Abbas	Gulraiz Afzal Waraich	Maryam Iqbal	Waqar Ahmad	Vacant	Syed Imran Ali
				(1st Change)	(2nd Change)	(2nd Change)		(2nd Change)	(1st Change)
Khanewal	13	Khanewal	Municipal Committee	Umer Iftikhar Shrazi	Iftikhar Bangash	Ibrar Ahmed	Zain Ali	Roman Latif	Muhammad Ejaz Hussain
				(1st Change)	(1st Change)	(1st Change)		(1st Change)	(1st Change)
Muzaffargarh	14	KotAddu	Municipal Committee	Aamir Mahmood	Rai Zafar Iqbal	Khalid Mehmood	Taha Hussain	Vacant	Malik Mahboob Alam
				(3rd Change)	(3rd Change)	(1st Change)	(2nd Change)	(1st Change)	
Sheikhupura	15	Muridke	Municipal Committee	Rana Zafarullah	Shehryar Khalid	Muhammad Iqbal	Hasnain Hafeez	Tariq Mehmood	Ms. Masooma Akram
				(1st Change)	(1st Change)	(1st Change)		(2nd Change)	(2nd Change)
Okara	16	Okara	Municipal Committee	Zaheer Liaqat Baig	Umer Nasim	Waseem Akbar	Hafiz Tallat Mahmood	Vacant	Asim Shad
				(4th Change)		(2nd Change)	(1st Change)		(1st Change)
			Green	Permanently posted & having no additional charge including Administrator 65 Posts				Red	01 or more changes occurred in Nos. of MCs (Jan 2022 to date): 75 Posts
			Yellow	Additional charge (within MC or from other MCs) 24 Posts				Blue	Vacant including Administrator 08 Posts

Posting/ Transfer Status of MC Officers in 16 PCP Cities (July 01, 2019 to 31 Oct, 2022)

District	Sr #	City	Status	Administrator	Chief Officer	MO(F)	MO (I&S)	MO (R)	MO (P)
Bahalnagar	1	Bhawalnagar	Municipal Committee	Abdul Jabbar Gujjar	Muhammad Shafique	Vacant	Muhammad Zafar	Muhammad Shafique, CO	Vacant
				(6th Change)	(8th Change)	(6th Change)	(4th Change)	(7th Change)	(5th Change)
Vehari	2	Vehari	Municipal Committee	Khalid Mahmood	Ali Ahmed Sabir	Amjad Hussain	Badar Majeed	Vacant	Mian Ejaz Iqbal
				(11th Change)			(7th Change)		(8th Change)
	3	Burewala	Municipal Committee	Ms. Shiza Rehman	Vacant	Amjad Hussain	Vacant	Ghulam Jillani	Mian Ejaz Iqbal
				(10th Change)	(3rd Change)	(3rd Change)	(8th Change)	(4th Change)	(8th Change)
Sialkot	4	Daska	Municipal Committee	Muhammad Iqbal	Abdul Hayee	Muhammad Usman	Uzair Arshad	Fahad Butt	Ms. Maryam Siddiq
				(5th Change)	(3rd Change)	(3rd Change)	(6th Change)	(7th Change)	(2nd Change)
Toba Tek Singh	5	Gojra	Municipal Committee	Yasir Rizwan	Ishtiaq Ahmed Gondal	Muhammad Ameen	Shahrulh Tahir	Touseef-ur-Rehman	Muhammad Younas
				(10th Change)	(9th Change)	(1st Change)	(7th Change)	(8th Change)	(2nd Change)
	6	Kamalia	Municipal Committee	Ghulam Mustafa	Tahir Farooq	Hafiz Masood Jillani	Umer Nawaz	Muhammad Zuhair	Muhammad Younas
				(4th Change)	(6th Change)	(5th Change)	(7th Change)	(5th Change)	(2nd Change)
Hafizabad	7	Hafizabad	Municipal Committee	Umer Farooq	Shahid Farooq	Aqsa Rasheed	Muhammad Safdar	Muhammad Bilal, MOP	Muhammad Bilal
				(3rd Change)	(5th Change)	(4th Change)	(3rd Change)	(6th Change)	(2nd Change)
Faisalabad	8	Jaranwala	Municipal Committee	Ahmad Saeed Manj	Mian Ishfaq Ali	Zia-ul-Hassan	Saddam Hussain	Mian Ishfaq Ali, CO	Shireen Newton
				(6th Change)	(3rd Change)	(3rd Change)	(8th Change)	(5th Change)	(5th Change)
Jhang	9	Jhang	Municipal Committee	Muzammil Ilyas	Adil Shahzad Ranjha	Shakeel Ahmad	Muhammad Sagheer	Khalid Mahmood	Muhammad Aslam
				(7th Change)	(12th Change)	(3rd Change)	(7th Change)	(9th Change)	(9th Change)
Jhelum	10	Jhelum	Municipal Committee	Babar Sahibuddin	Sardar Aftab Ahmed	Muhammad Abid	Ahmed Ali	Tariq Javed	Muhammad Dawood
				(6th Change)	(5th Change)	(8th Change)	(7th Change)	(6th Change)	(6th Change)
Gujranwala	11	Kamoke	Municipal Committee	Fazal Abbas	Ms. Sofia Ashiq	Ms. Asma Azeem	Asif Farzand	Mudasar Hassan Khan	Qamar-ul-Islam
				(5th Change)	(5th Change)	(2nd Change)		(6th Change)	(6th Change)
	12	Wazirabad	Municipal Committee	Kashif Abbas	Gulraiz Afzal Waraich	Maryam Iqbal	Waqar Ahmad	Vacant	Syed Imran Ali
				(4th Change)	(2nd Change)	(3rd Change)		(6th Change)	
Khanewal	13	Khanewal	Municipal Committee	Umer Iftikhar Shrazi	Iftikhar Bangash	Ibrar Ahmed	Zain Ali	Roman Latif	Muhammad Ejaz Hussain
				(4th Change)		(2nd Change)		(3rd Change)	
Muzaffargarh	14	KotAddu	Municipal Committee	Aamir Mahmood	Rai Zafar Iqbal	Khalid Mehmood	Taha Hussain	Vacant	Malik Mahboob Alam
				(6th Change)	(9th Change)		(6th Change)	(3rd Change)	(3rd Change)
Sheikhupura	15	Muridke	Municipal Committee	Rana Zafarullah	Shehryar Khalid	Muhammad Iqbal	Hasnain Hafeez	Tariq Mehmood	Ms. Masooma Akram
				(5th Change)	(3rd Change)	(4th Change)	(3rd Change)	(5th Change)	(5th Change)
Okara	16	Okara	Municipal Committee	Zaheer Liaqat Baig	Umer Nasim	Waseem Akbar	Hafiz Tallat Mahmood	Vacant	Asim Shad
				(12th Change)	(3rd Change)	(6th Change)	(6th Change)	(3rd Change)	(6th Change)
		Green	Permanently posted & having no additional charge including Administrator				Red	01 or more changes occurred in Nos. of MCs (Jan 2022 to date): 75 Posts	
		Yellow	Additional charge (within MC or from other MCs)				Blue	Vacant including Administrator	
			24 Posts					08 Posts	

Annex – D

Update Status of 20% Co-Financing against 3rd Year PBGs by PCP Partner MCs							
Sr. #	MCs	3rd Year PBGs released by FD	20% share to be deposited by MCs	Balance available in BOP as on 06.07.22	Share already deposited by MCs (till 30.06.22)	Rationalized amount may be deposited by MCs (vide PMDFC/MD/5009/0622 dated 01.07.22)	MCs desired that FD may contribute 20% remaining share
	1	2	3	4	5	6	7=(3-5-6)
1	Daska	683,169,777	136,633,955	185,633,310	75,586,155	61,047,800	-
2	Hafizabad	386,139,048	77,227,810	18,796,540	-	-	77,227,810
3	Jhelum	257,426,699	51,485,340	199,570,683	51,485,340	-	-
4	Kamoke	554,456,428	110,891,286	45,503,485	4,522,700	7,500,000	98,868,586
5	Muridke	485,149,624	97,029,925	99,712,846	600	48,514,963	48,514,362
6	Wazirabad	534,653,912	106,930,782	52,963,933	-	10,700,000	96,230,782
7	Gojra	405,941,563	81,188,313	56,002,379	-	81,188,313	-
8	Jaranwala	623,763,231	124,752,646	109,308,659	50,004,000	74,748,646	-
9	Jhang	861,387,413	172,277,483	33,895,937	4,800	-	172,272,683
10	Kamalia	386,139,048	77,227,810	51,906,906	-	-	77,227,810
11	Okara	712,872,550	142,574,510	53,972,494	400	-	142,574,110
12	Bahawalnagar	603,961,716	120,792,343	39,072,274	4,000	-	120,788,343
13	Burewala	851,486,157	170,297,231	22,555,525	6,945,800	85,297,231	78,054,200
14	Khanewal	584,159,201	116,831,840	22,234,338	200	-	116,831,640
15	Kot Addu	-	-	82,387,352	-	-	-
16	Vehari	574,257,943	114,851,589	229,954	-	-	114,851,589
	Total	8,504,964,310	1,700,992,863	1,073,746,615	188,553,995	368,996,953	1,143,441,915



PUNJAB MUNICIPAL DEVELOPMENT FUND COMPANY
LICENSED UNDER SECTION 42 OF THE COMPANIES ORDINANCE 1984

PCP/PD/5021/0722

July 25, 2022

Additional Secretary (Development)
Government of the Punjab
LG&CD Department

Subject: **PUNJAB CITIES PROGRAM DEPOSIT OF 20% CO-FINANCING BY PCP
PARTNER LGS IN THEIR PCP DESIGNATED ACCOUNTS**

In continuation of our letter No. PCP/PD/5015/0722 dated July 20, 2022 on the subject cited above. M/s EY Ford Rhodes (APA firm) has advised that deposit of 20% co-financing share will be based on actual released of 3rd Year PBGs funds by Finance Department to PCP partner MCs, as per detail given below:

[Figures in PKR]							
Sr. #	MCs	3rd Year PBGs released by FD	20% share to be deposited by MCs	Balance available in BOP as on 06.07.22	Share already deposited by MCs (til 30.06.22)	- Rationalized amount may be deposited by MCs (vide PMDFC/MD/5009/06 22 dated 01.07.22)	MCs desired that FD may contribute 20% remaining share
1	2	3	4	5	6	7=(3-5-6)	
1	Daska	683,169,777	136,633,955	185,633,310	75,595,155	61,047,600	-
2	Halizabad	386,139,048	77,227,810	18,796,540	-	-	77,227,810
3	Jhelum	257,426,699	51,485,340	199,570,683	51,485,340	-	-
4	Karnoke	554,458,428	110,891,285	45,503,485	4,522,700	7,500,000	98,868,586
5	Muridke	485,149,624	97,029,925	99,712,846	600	48,514,963	48,514,362
6	Wazirabad	534,653,912	106,930,782	52,963,933	-	10,700,000	96,230,782
7	Gofra	405,941,563	81,188,313	56,002,379	-	81,188,313	-
8	Jaranwala	623,763,231	124,752,646	109,308,659	50,004,000	74,748,646	-
9	Jhang	861,387,413	172,277,483	33,895,937	4,800	-	172,272,683
10	Kamalia	385,139,048	77,227,810	51,906,908	-	-	77,227,810
11	Okara	712,872,550	142,574,510	53,972,494	400	-	142,574,110
12	Bahawalnagar	603,961,716	120,792,343	39,072,274	4,000	-	120,788,343
13	Burewala	651,486,157	170,297,231	22,555,525	6,945,800	85,297,231	78,054,200
14	Khanewal	584,159,201	116,831,840	22,234,338	200	-	116,831,640
15	Kot Addu	-	-	82,387,352	-	-	-
16	Vehari	574,257,943	114,851,589	229,954	-	-	114,851,589
	Total	8,504,964,310	1,700,992,863	1,073,746,615	188,553,995	368,996,953	1,143,441,915

3. In light of the above, 11 PCP partner MCs have shown their inability to deposit their full share 20% co-financing owing to non-availability of development grant since 2017. However, 7 out of 11 MCs will deposit part of their share, therefore LG&CD Department is requested to take-up this matter with Finance Department for deposit of remaining amounts, so that MAC could be fulfilled.

M. IFTIKHAR RASOOL
MD-PMDFC / PD-PCP

CC:

1. PSO to Secretary, LG&CD Department
2. PA to Deputy Secretary (Development), LG&CD Department
3. Section Officer (Projects), LG&CD Department
4. SPO (Financial Management), PCP
5. Executive Secretary to MD-PMDFC / PD-PCP

184 Scotch Corner, Upper Mall Scheme, Lahore. Phone: +92 (42) 99204386-89 Fax: # 042-99204390
E-mail: info@pmdfc.org.pk Website: www.pmdfc.org.pk

(W)
J&I Branch,
Govt. of the Punjab,
LG&CD Dept.



NO.SO.FPs.(LG)7-2/2022 (PCP 20%)
GOVERNMENT OF THE PUNJAB
LOCAL GOVERNMENT & COMMUNITY DEVELOPMENT
DEPARTMENT

Dated Lahore the 17th May, 2022

To

The Section Officer (PFC),
Government of the Punjab,
Finance Department.

Subject: **PUNJAB CITIES PROGRAM DEPOSIT OF 20% CO-FINANCING
BY PCP PARTNER LGs IN THEIR PCP DESIGNATED ACCOUNTS**

I am directed to refer to your letter U.O No. FD(PFC)1-Misc/2020(PCP)(Summary) dated 06.04.2022 on the subject noted above and to enclose herewith a copy of letter No.PMDFC/MD/4050/0522 dated 11.05.2022 alongwith its enclosure received from Project Director, PCP, PMDFC which is self-explanatory. Further it is stated that PFC Share of MCs for Development is not being released by Finance Department due to which MCs are not able to fulfill the requirement of 20% Co-financing for PCP to ensure fulfillment of DLIs as agreed in Project Appraisal Document of PCP.

2. In view of the above, you are requested to release 20% Co-financing for PCP MC's to ensure fulfillment of DLI's for the ongoing year to receive minimum disbursement of PBG's (Punjab Based Giants).


11
17/05/2022
SECTION OFFICER (PROJECTS)

CC:

1. Project Director, PCP, PMDFC w.r. to his above referred letter.
2. PSO to Secretary, LG&CD Department.
3. PS to Special Secretary, LG&CD Department.
4. PS to Additional Secretary (Dev.), LG&CD Department.
5. PA to Deputy Secretary (Dev.), LG&CD Department.

(Designated account for PFC Unit of FD)

“SAVE TREES & PROTECT ENVIRONMENT”



042-99212997

No.FD(PFC) 1-PCP/2022 (PC-II) **6434/6400**

GOVERNMENT OF THE PUNJAB
FINANCE DEPARTMENT

Dated: Lahore the 23rd February 2022


To, ✓
The Managing Director,
Punjab Municipal Development Fund Company (PMDFC)
184-Scotch Corner, Upper Mall Scheme, Lahore

Subject INSTITUTIONAL STRENGTHENING OF PUNJAB FINANCE COMMISSION (PFC) UNIT OF FINANCE DEPARTMENT UNDER PUNJAB CITIES PROGRAM (PCP)

I am directed to refer to your letter bearing No.PMDFC/PD/4023/0122, dated 24.01.2022, on the subject noted above.

2. I am further directed to state that Punjab Finance Commission (PFC) Unit is already functional in Finance Department. A dedicated Section (PFC Section) is available under the supervision of Deputy Secretary (PFC) to manage budget (PFC Share) of the local governments as well as budgeting of PCP. Punjab Finance Commission has not become operational due to frequent changes in Local Government Acts/ Ordinances since 2019. Moreover, the funds are released for participating Municipal Committees (MCs) on the request of LG&CD Department, as recommended by PMDFC in accordance with Program requirement. The performance and monitoring are required to be evaluated by independent private firm and carry out annual performance assessments to determine each municipal committee’s compliance with Minimum Access Conditions (MACs) and Performance Measures PMs and their eligibility to benefit from the Program as required in Program Appraisal Document (PAD). The releases to MCs are provided on the basis of annual performance assessment by the consultant.

3. Furthermore, Finance Department is considering the need for additional support for prospective use to inform/ assist PFC. If required, appropriate measures shall be taken to employ resources available under the Program.



23/2/2022
SECTION OFFICER (PFC)
FINANCE DEPARTMENT

C.C.
The Section Officer (Companies), LG&CD Department

Pl send them comprehensive reply

SPO(FM)

26.02.22

Diary No.....**3435**.....

25 FEB 2022

PUNJAB MUNICIPAL DEVELOPMENT
FUND COMPANY
Government of the Punjab

CS Scanned with CamScanner

(Designated account for PFC Unit of FD)


PUNJAB MUNICIPAL DEVELOPMENT FUND COMPANY

LICENSED UNDER SECTION 42 OF THE COMPANIES ORDINANCE 1984

No. PMDFC/MD/4050/0322

March 18, 2022

 The Section Officer (PFC),
 Finance Department,
 Govt. of the Punjab
 Lahore

 Subject: INSTITUTIONAL STRENGTHENING OF PUNJAB FINANCE COMMISSION (PFC) UNIT OF FINANCE DEPARTMENT UNDER PUNJAB CITIES PROGRAM (PCP)

 This refers to your letter No. FD(PFC) 1-PCP/2022 (PC-II) 6434/6400 23rd February, 2022.

2. LG&CD Department has been implementing World Bank funded "Punjab Cities Program (PCP)" with the assistance of PMDFC cost 236 Million USD. The PCP is being financed under two Windows. Window -I provides Performance Based Grants (PBGs) based on results achieved by the selected MCs against the Disbursement Linked Indicators (DLIs) and Window-2 supports provincial government agencies (Finance Department, LG&CD Department, Local Government Board, PMDFC and selected MCs with technical assistance and institutional strengthening.

3. The capacity enhancement of the Punjab Finance Commission (PFC) unit was proposed to handle not only 16 PCP partner MCs, but also to cater the future needs of all Local Governments of the Punjab. As per PC-I of PCP, following activities/ interventions have been proposed for institutional strengthening of (PFC) unit to manage budgeting and release of Performance Based Grants (PBGs) and operationalize MC Financial Monitoring & Reporting System (linked to MC CFMS);

Sr. No.	Activities and Interventions	Cost in Million PKR
1	Consultancies, Vendors and Training Partners	66,000
2	Administrative Expenses, Equipment and tools	34,000
	Total Cost	100,000

4. As you have mentioned in the above referred letter that PFC unit is already functional and managing the local governments and budgeting of PCP. You are therefore requested to clarify if Finance Department would like to utilize above referred window for further strengthening of PFC unit keeping in view its future demand. In case Finance Department considers that the PFC unit is already supported financially and technically through PRIDE and SNG and above mentioned PCP funds will create duplication, in that case please inform P&D and World Bank so that the issue may be discussed and resolved accordingly. However, if the Department considers to utilize above mentioned funds for future strengthening of PFC unit, then you are requested to finalize the PC-II for approval and further processing.

5. In the light of the above, it is requested to resolve the matter either by submitting the PC-II depicting the activities/ interventions needed for the capacity enhancement for approval or informing the relevant stakeholders such as the World Bank and the P&D about your final decision.

 (M. Iftikhar Raşool)
 MD PMDFC/ PD PCP

CC:

- The PSO to Secretary, LG&CD Department
- Deputy Secretary Development, LG&CD Department
- The Executive Secretary to MD - PMDFC/ PD - PCP, Lahore

184 Scotch Corner, Upper Mall Scheme, Lahore. Phone: +92 (42) 99204386-89 Fax: # 042-99204390

E-mail: info@pmdfc.org.pk Website: www.pmdfc.org.pk



Scanned with CamScanner